





Materials List

Centers	Materials
<p>Creative Arts</p> 	<p>Art Inspired by Eric Carle:</p> <ul style="list-style-type: none"> • <i>Mister Seahorse</i> • <i>A House for Hermit Crab</i> • construction paper • watercolors • paint brushes • glue • collage examples (see Resource #2) • collage instruction sheet (see Resource #1)
<p>Library and Listening</p> 	<p>No activity available.</p>
<p>Blocks</p> 	<p>No activity available.</p>
<p>Puzzles (Manipulatives)</p> 	<p>No activity available.</p>

Science



Observing Fish:

- *Swimmy*
- *Mister Seahorse*
- *A Swim Through the Sea*
- live fish
- bowl/tank for fish
- pencils
- thin black markers
- science journals
- chart paper
- marker

Tide Pool Bins:

- *Tide Pools*
- *Eyewitness Books: Ocean or Fish*
- plastic bin (or any large shallow container such as an aluminum tray)
- water, a pitcher to pour the water
- smocks (optional)
- rocks
- sand
- shells
- coral reef miniature animals
- child created tide pool animals (from week 3)

Creative Writing



Small Books About Sea Stars:

- *Sea Stars*
- *DK Eyewitness Books: Ocean*
- knowledge web from *Sea Stars* Read Aloud
- white and colored construction paper
- markers
- crayons
- pencils
- images of Sea Stars (see Resource)

Dramatic Play



Acting Out Stories:

- *A House for Hermit Crab*
- all fictional Read Aloud texts for the unit
- pieces of fabric as a stage curtain (It might be helpful to “trade” fabric with other classes at your site halfway through the program to keep the fabric interesting to children)
- clothespins
- construction paper
- scissors
- tape
- markers

Small Groups

Materials

Math



Plus 1 Patterns: Order Cards

- dot cards from week 1 – Compare Game or numeral cards

Plus 1 Patterns: Building Cube Squares

- Unifix cubes

Patterns: Core Unit

- pattern blocks
- pattern strips
- Unifix cubes
- manipulatives

Extending the Core unit: Growing Patterns

- Unifix cubes
- manipulatives
- pattern strips
- beverage stirrers (or small counters)

Pattern Hunt

- writing materials

Large Group

Materials

Read Alouds



- *Sea Stars*, vocabulary word picture cards
- *A Baby Lobster Grows Up*, vocabulary word picture cards

SWPL Clipboard Directions




DAY 1

- “Fish are Swimming”: song
- “Down at the Seashore”: song
- “Head, Shoulders, Knees, and Toes”: song
- *A Baby Lobster Grows Up*: book

DAY 2

- “Speedy Sid”: poem, poetry poster
- “I’m a Little Lobster”: poem, poetry poster
- I’m Thinking of ____ **Word Clue Game** [and *Me and My Amazing Body*]: book, body part picture cards (see Resource)

	<p>DAY 3</p> <ul style="list-style-type: none">• “Here Are My Fingers”: song• “Once I Caught a Fish Alive”: song• Little Letter/Big Letter Chant: sets of uppercase letters and lower case letters• “All of Me”: poem, poetry poster <p>DAY 4</p> <ul style="list-style-type: none">• “Down by the Bay”: song• “Shell Shopping”: poem, poetry poster• “Five Little Fishies”: poem, poetry poster• “Five Little Sea Creatures”: poem, poetry poster, ocean animal picture cards (see Resource) <p>DAY 5</p> <ul style="list-style-type: none">• “Five Little Fishies”: poem, poetry poster• “Once I Saw an Octopus”: song• Those Words Rhyme [and “Fishy”]: poem, poetry poster• “Ocean Animals”: poem, poetry poster
	<p>Tide Pools:</p> <ul style="list-style-type: none">• <i>Tide Pools</i>• virtual tide pool exploration (if viewing a printed copy, go to Seacoast Science Center, click on “Learn” at the top, then click on “Your Learning Connection” and the Virtual Tide Pool Exploration Button is located after the description)• images (see Resource)
Problem Stories	<i>Materials: Block People (Set Up for Success)</i>