









Materials List

Centers	Materials
<p>Creative Arts</p> 	<p>Clay Sculptures:</p> <ul style="list-style-type: none"> • <i>Swimmy</i> • <i>A Swim Through the Sea</i> • <i>A House for Hermit Crab</i> • clay • tools (plastic utensils, popsicle sticks, etc.) • large Ziploc bags • tempera paint • paintbrushes • visuals or texts for inspiration <p>Seahorses:</p> <ul style="list-style-type: none"> • <i>Mister Seahorse</i> • Beautiful Stuff • construction paper, cut into various sizes • scissors • markers • paint • glue • images of seahorses (see Resource)
<p>Library and Listening</p> 	<p>No activity available.</p>
<p>Blocks</p> 	<p>No activity available.</p>
<p>Puzzles (Manipulatives)</p> 	<p>No activity available.</p>

<p>Science</p> 	<p>Observing Fish:</p> <ul style="list-style-type: none"> • <i>Swimmy</i> • <i>Mister Seahorse</i> • <i>A Swim Through the Sea</i> • live fish • bowl/tank for fish • pencils • thin black markers • science journals • chart paper • marker <p>Structure of the Human Body:</p> <ul style="list-style-type: none"> • <i>Me and My Amazing Body</i> • large sheets of butcher paper for tracing bodies • chart paper • crayons or markers • illustration of the human body (see Resource)
<p>Creative Writing</p> 	<p>No activity available.</p>
<p>Dramatic Play</p> 	<p>No activity available.</p>

Small Groups	Materials
<p>Math</p> 	<p>Attributes of Shapes</p> <ul style="list-style-type: none"> • shapes sets <p>Is It or Not a... Circle, Triangle, Rectangle, Square</p> <ul style="list-style-type: none"> • Is it or not a... (see Resource) <p>Memory Geometry</p> <ul style="list-style-type: none"> • memory geometry cards (see Resource) <p>Mr. Mix-Up Shapes</p> <ul style="list-style-type: none"> • Mr. Mix-Up (or puppet) • shape sets <p>Shape Hunt</p> <ul style="list-style-type: none"> • writing materials • clipboards • camera

Large Group

Materials

Read Alouds



- *A House for Hermit Crab*, vocabulary word picture cards
- *Tide Pools*, vocabulary word picture cards

SWPL Clipboard Directions



DAY 1

- “I’m a Little Lobster” [and Those Words End with the Same Sound]: poem, poetry poster
- “Five Little Seashells”: song
- “Once I Saw an Octopus”: song
- I’m Thinking of _____ Word Clue Game [and *Tide Pools*]: book

DAY 2

- “Here are My Fingers”: song
- “All of Me”: poem, poetry poster
- *Me and My Amazing Body*: book
- If Your Name Starts With (First Sound in Child’s Name), Raise Your Hand

DAY 3


- “Fishy” [and Can You Think of Words That Rhyme With _____?]: poem, poetry poster
- I’m Thinking of _____ Word Clue Game [and *Me and My Amazing Body*]: book, body part picture cards (see Resource)
- “Once I Saw an Octopus”: song
- “Five Cranky Crabs”: song

DAY 4

- “Head, Shoulders, Knees, and Toes”: song
- “Ocean Animals”: poem, poetry poster, ocean animal picture cards (see Resource)
- “Lobster”: poem, poetry poster
- If Your Name Starts With (First Sound in Child’s Name), Raise Your Hand

DAY 5

- “Five Little Sea Creatures”: poem, poetry poster
- *I’m the Biggest Thing in the Ocean* [and Can You Think of Words that Rhyme with _____?]: book
- “Five Little Seashells”: song
- “Here are My Fingers”: song

<div>LFOAI</div> <div></div>	<div>Camouflage:</div> <ul style="list-style-type: none">• <i>How to Hide and Octopus</i>• <i>Swimmy</i>• images of camouflaged sea animals (see Resource)
<div>Problem Stories</div>	<div>Materials: <i>Block People (Set Up for Success)</i></div>