

Mississippi Academic Assessment Program-Alternate (MAAP-A)
Fall 2024

Test Administration Manual (TAM)



Copyright © 2024 by the Mississippi Department of Education

All rights reserved. No part of this publication may be reproduced or transmitted in any form or by any means, electronic or mechanical, including photocopy, recording, or any information storage and retrieval system, without permission in writing from the Mississippi Department of Education.

Printed in the United States of America.

Table of Contents

Test Material Information.....	1
MAAP-A Administration	2
Activities Prior to Test Administration	6
MAAP-A Administration Policies	7
Activities During and After Test Administration.....	13
Additional Information	15
Appendix A: TA Combined Checklist.....	16

Test Material Information

Receive and Inventory Test Materials

Upon receipt of the Mississippi Academic Assessment Program-Alternate (MAAP-A) test materials, verify the contents of the shipment using the quantities indicated on the enclosed packing slip.

When conducting this inventory, make sure there are sufficient copies of the Test Administration Booklet (TAB) to ensure that a second booklet is available for the Second Scorer.

The following MAAP-A test materials are enclosed in the shipment:

- TABs
 - Shipped based on amount indicated in MDE survey
- Stimulus Materials
 - Specific to grade and PE
 - 1 set provided for every student enrolled
- Student Response Score Sheets
 - Universal; not specific to grade or PE
 - 2 provided for every student enrolled
- Learner Characteristics Inventory (LCI)
 - 1 provided for every student enrolled

Distribute the *Test Administration Manual (TAM)*

This *Test Administration Manual* and additional information is accessible from the **HELP** tab on the Nextera website, located at: ms.nextera.questarai.com

The *Test Administration Manual (TAM)* should be provided to the Test Administrator (TA) and the Second Scorer so they can become familiar with MAAP-A testing procedures before administering a test. If the TA and the Second Scorer have questions after reviewing the TAM, they should reach out to their School Test Coordinator (STC).

MAAP-A Administration

The Mississippi Academic Assessment Program–Alternate (MAAP-A) is the statewide assessment created to ensure compliance under the Elementary and Secondary Education Act (ESEA) [as amended by the Every Student Succeeds Act of 2015 (ESSA)] and the Individuals with Disabilities Education of 2004 (IDEA). The MAAP-A English Language Arts and Mathematics assessments are based on the 2019 Mississippi Alternate Academic Achievement Standards for English Language Arts and Mathematics (MS AAAS-ELA, MS AAAS-Mathematics). Similarly, Science is based on the 2019 Mississippi Alternate Academic Achievement Standards for Science (MS AAAS-SCI). Qualifications must be documented on each student’s Individualized Education Program (IEP).

Fall 2024 Test Administration: Key Dates

Task	Beginning Date	Ending Date
Test Material Arrives in Districts	November 4, 2024	November 6, 2024
Additional Materials Order Window	November 12, 2024	December 3, 2024
MAAP-A Test Administration Window	December 2, 2024	December 13, 2024
All paper materials must be received at NWEA	----	No later than December 20, 2024

*The DTC must call NWEA’s Customer Support if additional materials are needed during the testing window.

MAAP-A Test Design

- The MAAP-A is an on-demand administration.
- The MAAP-A is made up of distinct tasks in each content area (ELA and mathematics in grades 3–8 and High School [HS], and science in grades 5, 8, and HS).
- The tasks are organized in a grade-specific TAB that the TA will follow as he/she presents the items within each task for each content area.

MAAP-A Assessment Components

- **Performance Event (PE)** – The PE is the content area being assessed (ELA, mathematics, or science). Each PE is organized in grade-specific test booklets consisting of scripted tasks.
- **Task** – A task measures a particular standard. Each task within a specific PE is scripted with “**SAY**” and “**DO**” statements that guide the TA through the task administration to ensure a standardized delivery of the assessment.

- **Item** – Each task is comprised of four items. Items within each task are written at varying levels of complexity and provide varying levels of support. Each task will begin with the most complex item and the least amount of support and end with the least complex item and the most support.

MAAP-A Task Components

The primary components of the PE include the following:


- Grade-level academic content standard
- Stimulus materials
- Basic setup (if appropriate)
- “**SAY**” and “**DO**” statements
- “**EXPECT**” statements for all 4, 3, and 2 score points in each item
- Embedded score-point boxes for 4, 3, 2, 1, and 0 score point(s)
- *NOTES* (if applicable)

The tasks are written to address specific identified skills related to the assessed standards by means of a scripted format (“SAY” and “DO” statements). The TA is required to begin the presentation of each task at the beginning of the script.


Following each series of “SAY” and “DO” statements is an “EXPECT” statement that specifically states the correct response criteria associated with the task. The score points associated with the level of the student response are indicated in a “score-point box” below each “EXPECT” statement.

- If the student does not provide a correct response, the TA administers the next set of “SAY” and “DO” statements within the task.
- When the student meets the criteria indicated in the “EXPECT” statement associated with an item within the task, score points are awarded to the student. The TA moves to the next task in the TAB.
- If the student does not provide a correct response to any item within a task, a score of zero (0) points is recorded. The TA moves to the next task in the TAB.


Test Administration Booklet (TAB) Sample



believe in what's possible



MISSISSIPPI
DEPARTMENT OF
EDUCATION
Ensuring a bright future for every child



SECURE MATERIAL – MUST RETURN

Mississippi Academic Assessment Program-Alternate (MAAP-A)
Spring 2024
Test Administration Booklet (TAB)
High School, Form 1
Algebra I

MAAP-A Grade 3

MS3_Sample_ELA

Academic Content Standard: A.L.3.2 – Demonstrate *an* understanding of conventions of standard English.

a) Capitalize the first letter of *appropriate words and titles* (e.g., *Dr., Mrs., Ms., Mr.*).

Stimulus Materials:

Numbered stimulus cards:

- Stimulus card #1: the sentences “I like to play soccer with Sarah.”, “Her Dog is very good at running.”, “My Teacher has cats that are black.”
- Stimulus card #2: the words “Sarah”, “Dog”, “Teacher”

DO: *Present and point to stimulus card #1 as you read the following SAY statement.*

SAY: **In this task, we will be working on identifying words that are capitalized correctly. Look at each sentence as I read. Think of which words should be capitalized and which words should not be capitalized. “I like to play soccer with Sarah.”, “Her Dog is very good at running.”, “My Teacher has cats that are black.” Which sentence is capitalized correctly?**

DO: *Point to and read the answer choices on stimulus card #1 to the student.*

EXPECT: The student identifies “I like to play soccer with Sarah.” to earn four score points.

A	4 points	Student responds correctly and independently. <u><i>This task is complete.</i></u> Go to Task X.
<p>Note: If the student responds incorrectly, proceed to the next set of DO and SAY statements below.</p>		

DO: *If the student does not identify “I like to play soccer with Sarah.” on stimulus card #1, then point to each sentence on stimulus card #1 as you read the following SAY statement.*

SAY: **People’s names are proper nouns. They should be capitalized. I am going to read the sentences to you again. Look at the sentences as I read them to you. “I like to play soccer with Sarah.”, “Her Dog is very good at running.”, “My Teacher has cats that are black.” Which sentence is capitalized correctly?**

DO: *Point to and read the answer choices on stimulus card #1 to the student.*

1

SECURE MATERIAL: Do not reproduce or discuss contents.

Stimulus Materials Sample

Sample: Grade 3 ELA

I like to play soccer with Sarah.

Her Dog is very good at running.

My Teacher has cats that are black.

MS3_SAMPLE_ELA, STIMULUS CARD #1 1

Sample: Grade 3 ELA

Sarah **Dog** **Teacher**

MS3_SAMPLE_ELA, STIMULUS CARD #2 2

Activities Prior to Test Administration

School Test Coordinator (STC) Responsibilities

The STC schedules and manages the activities of the TA (a special education teacher and/or other licensed school personnel) during the testing window, monitors the test administration, maintains the security of test materials, and assembles and returns test materials to the District Test Coordinator (DTC). Please refer to the schedule listed on page 2.

The STC will

- verify and inventory materials received using the packing lists provided in the MAAP-A shipment.
- distribute the Learner Characteristics Inventory (LCI) to the teacher to fill out for each student being assessed.
- monitor the scheduling of assessment sessions.
- distribute test materials to each TA and Second Scorer.
- verify the security and accuracy of materials at all times.
- ensure the TA has reviewed the TAB and prepared stimulus materials.
- monitor (or arrange monitoring of) test administration sessions to ensure consistency with established MDE policies.
- assemble materials for return to the DTC once all MAAP-A testing is completed, including the printed and completed LCI for each student.

Preparation Time

Each TA must be given access to the testing materials **at least one week PRIOR to the first day of testing** to allow sufficient time to review the assessment, prepare the necessary materials, and familiarize themselves with the assessment. Please ensure the TA follows all test security protocols (listed on page 10).

Learner Characteristics Inventory (LCI)

The LCI is an important part of the student's demographic information. The LCI must be completed for each student before the beginning of the test administration and must be returned to NWEA with the rest of the testing materials.

The LCI is included in each shipment of materials and additional copies, if needed, are available to print on the **Help** Tab on the Nextera webpage. This form must be provided to the teachers to complete and return back to NWEA along with the testing materials.

NOTE FOR FALL TESTING: Final Reports cannot be produced unless the LCI is returned with the student response score sheet.

MAAP-A Administration Policies

Test Administrator and Second Scorer Requirements

Each student must be assessed by a special education teacher who holds a current Mississippi Educator License, provides instruction to the assessed student on a regular basis, and has completed the MAAP-A training. If that individual is not available to administer the PE, another Mississippi licensed special education educator who meets the aforementioned TA requirements and training criteria must administer that component.

Non-certified staff members, para-educators, student teachers, and substitute teachers are NOT allowed to administer the MAAP-A.

Test Administrator Training Requirements

To ensure a valid and reliable administration that yields accurate inferences about student academic achievement, each TA is required to complete training. Both the TA and the Second Scorer are directly responsible for administering, compiling, and submitting the MAAP-A test and are required to complete training prior to the administration of the assessment. The recorded training from Spring 2024 is available to view on the **HELP** tab on the Nextera website. Please note the references to Nextera Admin and spring dates are not applicable to this Fall administration.

Test Administrator Responsibilities

The TA is the designated leader and coordinator for the preparation of materials for the administration of the MAAP-A. He/she must

- be a special education teacher who holds a current Mississippi Educator License.
- attend or view the MAAP-A training provided by the MDE and NWEA.
- plan and administer the PEs according to administration criteria.
- coordinate with the STC to select a qualified Second Scorer.
- return all materials to the STC for submission to NWEA.

Second Scorer Requirements for the PE Component

The Second Scorer must hold a current Mississippi Educator License and have watched MAAP-A test training. If that individual is not available to administer the PE, another Mississippi licensed educator who meets the Second Scorer requirements and training criteria can serve as the Second Scorer. Mississippi licensed educators may include

- another special education teacher.
- a general education teacher.
- a Mississippi licensed related-service provider.

Non-certified staff members, para-educators, student teachers, and substitute teachers are NOT allowed to administer the MAAP-A.

The Second Scorer is given a TAB and Student Response Score Sheet on which to record a student's scores **independently** (without consultation with the TA). The TA can fill the role of the Second Scorer for a student if needed, as long as he/she is not acting as the TA for that same student. At the secondary level, a different Second Scorer may be utilized to score the different content areas. It is mandatory that all records of student performance on the PE be recorded on the Student Response Score Sheet that has been provided for the Second Scorer for each student.

Schools will receive materials for both the TA and the Second Scorer. The TAB and the Student Response Score Sheet used by the Second Scorer are considered confidential and must not be reviewed by anyone other than the Second Scorer.

Scheduling

- The tasks can be administered at any time during the MAAP-A testing window (December 02–December 13, 2024). Please refer back to the schedule listed on page 2.
- As the individual most familiar with and connected to a student's academic performance, the TA must carefully consider scheduling options in order to allow students to achieve optimal performance.
- The TA should coordinate with the STC to select a qualified Second Scorer.

Test Administrator's Checklist – Before

- Carefully read the TAM to become familiar with the duties of a TA.
- Contact the STC if there are any questions.
- Ensure that test materials are handled according to the School Test Security Plan.
- Become familiar with the requirements of distributing, collecting, and returning test materials to the STC.
- Notify the STC of any missing testing materials.
- Read through the text of all tasks before administering any tasks to a student.
- Prepare stimulus materials to provide access to the test for students (i.e., darken, outline, enhance, or emboss materials).
- Select and prepare the appropriate materials to enable individual student responses (see *Preparing/Adapting Materials*).
- Fill out a paper copy of the LCI for each student testing. (Refer to LCI info on page 6.)

Preparation of Stimulus Materials

It is essential that the TA read through the text of all tasks before administering the test to a student. Thorough preparation will reduce the administration time and result in a more efficient use of time when administering the test.

At the beginning of the mathematics assessment within the TAB, there is a list of response materials that may be needed for specific tasks beyond the provided stimulus cards that are to be used. This list includes manipulatives used for counters, ten-rods, coins, etc. For all assessments, the TA must have at least one blank sheet of paper to mask answer options when applicable. The NOTES section will indicate the number of blank sheets of paper per task when needed.

In addition to the response materials list for the mathematics assessment, all individual tasks contain a list of Stimulus Materials, Response Materials, and the basic preparation materials that provide task guidance.

Preparing/Adapting Materials

Appropriate Adaptations

Students who are significantly cognitively disabled often need the following adaptations to gain access to the concepts and skills being assessed:

- manipulatives;
- stamps for writing numbers and text;
- tactile-enhanced or enlarged text; and
- assistive technology use.

Appropriate Individual Student Response Materials

- pencil
- augmentative or communication devices
- word cards (e.g., Yes/No)
- icons
- pictures (i.e., symbol system)

Given the TA's knowledge of each student, decisions can be made prior to the administration of each task as to what additional response materials or adaptations to promote access may be required. Any materials or adaptations used during the assessment should be those used routinely with the student.

Ensure the Security of Assessment Materials

The MAAP-A program requires rigorous test security in order to ensure that the results of the assessments are valid and reliable.

All parts of the test materials are considered secure documents. Secure documents MUST be

- kept in a locked and secure place when not being handled by the TA or the Second Scorer.
- always in the possession of two trained (one holding a Mississippi Educator License) staff members.
- viewed only by persons who are part of the test administration process.
- accounted for before, during, and after the test administration window.

Secure test materials MUST NOT be

- enlarged on a copy machine. If enlarged materials are needed, please contact NWEA Customer Support to order a Large Print Kit.
- shared with colleagues who will not administer the assessment.

All MAAP-A test materials and adapted stimulus materials, both used and unused, must be returned to the STC after the completion of testing each day.

Home-bound Students

For a home-bound student being assessed, both a TA and a Second Scorer are required. Both the district and the school test security plans must be followed when testing home-bound students.

The test administration and student scoring process must follow the same procedures as students assessed within a school or district building.

If you have additional questions regarding assessing home-bound students, please contact the MDE/OSA.

Pausing and Resuming Administration of the MAAP-A

The TA may pause the administration of the assessment, following the award of score points within a task, if the student's behavior, medical needs, or characteristics prohibit the student from demonstrating optimal performance.

If the testing session is paused, the TA records the response of the student for the last administered task/item prior to pausing the test session.

Familiarity with the task sequence will aid the TA in the determination of where to pause the testing session if all tasks/items have not been administered.

If the testing session is paused, the TA must complete the administration as soon as possible and within the testing window.

If any occurrence raises questions or concerns about correct test administration, contact MDE immediately. The MDE State Board of Education testing irregularity policies, as stated in MS Public Schools Accountability Standards 2020, must be followed.

Stopping Rule

Each TA is expected to follow the script in the TAB. It is important that each student has an opportunity to participate in the MAAP-A, even if the TA believes the student will not respond. To participate meaningfully in the MAAP-A, each student must be able to clearly communicate through a **consistent, intentional, and observable** response mode. Careful consideration should be given to using the most accessible presentation and response modes for the student.

The stopping rule applies to students who do not respond to the **first** scorable item because of deficits in communication skills. The purpose of the stopping rule is to prevent students who do not have a **consistent, intentional, and observable** mode of communication from sitting through the entire assessment.

Please ensure the student meets the following criteria before applying the stopping rule:

- No consistent, intentional, observable mode of communication;
- No response to test items; and
- Documented communication deficits identified in the student's Individualized Education Plan (IEP).

If a student, who does not have a consistent, intentional, and observable mode of communication, does not respond after administering all parts of the **first task in each content area**, then the TA may stop testing. Please adhere to the following:

1. On the *Student Response Score Sheet*, make sure a zero (0) for all tasks is indicated by the TA and the Second Scorer.
2. Write Stopping Rule in Red ink on the *Student Response Score Sheet*.
3. Report the situation to the STC.
4. The STC must notify the DTC so an irregularity form can be completed.

If the student’s behavior, medical needs, and/or characteristics prohibit him/her from completing the assessment, this does not warrant the option to use the Stopping Rule. If a student has an observable response mode but is not engaged with the assessment task, please pause and resume testing based on the student’s needs.

Stopping Rule	
ELA (All Grades)	
4 3 2 1 0 Task 1	N.O.
4 3 2 1 0 Task 2	N.O.
4 3 2 1 0 Task 3	N.O.
4 3 2 1 0 Task 4	N.O.
4 3 2 1 0 Task 5	N.O.
4 3 2 1 0 Task 6	N.O.
4 3 2 1 0 Task 7	N.O.
4 3 2 1 0 Task 8	N.O.
4 3 2 1 0 Task 9	N.O.
4 3 2 1 0 Task 10	N.O.
4 3 2 1 0 Task 11	N.O.
4 3 2 1 0 Task 12	N.O.
4 3 2 1 0 Task 13	N.O.
4 3 2 1 0 Task 14	N.O.
4 3 2 1 0 Task 15	N.O.
	↑ Second Scorer Only

Stopping Rule	
MATHEMATICS (All Grades)	
4 3 2 1 0 Task 1	N.O.
4 3 2 1 0 Task 2	N.O.
4 3 2 1 0 Task 3	N.O.
4 3 2 1 0 Task 4	N.O.
4 3 2 1 0 Task 5	N.O.
4 3 2 1 0 Task 6	N.O.
4 3 2 1 0 Task 7	N.O.
4 3 2 1 0 Task 8	N.O.
4 3 2 1 0 Task 9	N.O.
4 3 2 1 0 Task 10	N.O.
4 3 2 1 0 Task 11	N.O.
4 3 2 1 0 Task 12	N.O.
4 3 2 1 0 Task 13*	N.O.
	↑ Second Scorer Only
*Task 13: Grades 5, 6, 7 and HS only	

Stopping Rule	
SCIENCE (All Grades)	
4 3 2 1 0 Task 1	N.O.
4 3 2 1 0 Task 2	N.O.
4 3 2 1 0 Task 3	N.O.
4 3 2 1 0 Task 4	N.O.
4 3 2 1 0 Task 5	N.O.
4 3 2 1 0 Task 6	N.O.
4 3 2 1 0 Task 7	N.O.
4 3 2 1 0 Task 8	N.O.
4 3 2 1 0 Task 9	N.O.
4 3 2 1 0 Task 10	N.O.
4 3 2 1 0 Task 11	N.O.
4 3 2 1 0 Task 12	N.O.
	↑ Second Scorer Only

Activities During and After Test Administration

Test Administrator's Checklist – During

- Position the student so he/she can view and manipulate materials in order to facilitate sustained engagement.
- Maintain an environment with comfortable seating, comfortable temperature, good lighting, quiet setting, and adequate working space.
- Read the “**SAY**” statements just as they are written, using a natural tone and manner, and reading at an appropriate pace individualized for each student.
- Have ready any accommodations typically used during instruction that are consistent with established MDE policies.
- Use a No. 2 pencil to mark the Student Response Score Sheet.
- Present the materials as directed in the “**DO**” statements, requesting the student’s attention to the materials (when introducing Stimulus or Response Materials).
- Remove Stimulus or Response Materials completely from the visual field or reach of the student (when directed to remove Stimulus or Response Materials).
- Match labeling of Stimulus Materials or Response Materials with pointing.
- Allow sufficient wait time, based on knowledge of the student, to move through each item at an appropriate pace.

Appropriate Testing Administration Techniques

- Encourage the student to do his/her best on the tasks.
- Follow the “**SAY**” and “**DO**” statements and guidelines of the MAAP-A.
- All materials or adaptations used during the assessment should be those used regularly or daily with the student in the classroom.
- Accept all modes of discriminate responding and communication.
- Start administration at the beginning of each task.
- Move to the next task within the performance event when a student responds correctly.
- Make sure all stimulus materials and response materials are appropriately prepared and available for each student.
- Repeat test questions and directions as necessary.
- Ensure that correct answers are not cued with intonation, body language, or in any other manner.
- Point to and follow the text at the sentence or word level with your finger, or use a piece of scrap paper as a guide while the text is being read. Do not emphasize or highlight key words for a student as this would be considered cuing or prompting.
- Reinforce student effort, using specific language (e.g., “You are being a good listener,” or “Good job—you are working hard.”), not only correct performance.
- Use appropriate wait times for each student.

Scoring the MAAP-A Tasks

Be mindful that students will respond in a variety of ways (e.g., with words, gestures, eye gaze, communication devices, assistive technology, etc.). Direct observation enables the scorers to accurately assign the appropriate score points based on the embedded score requirements.

- Student responses on the MAAP-A are independently recorded on the Student Response Score Sheet by the TA and the Second Scorer.
- Use a No. 2 pencil when recording student responses.
- Make sure all tasks are administered (12–15 tasks in each content area).
- Mark directly onto a Student Response Score Sheet during the administration of the MAAP-A.

Test Administrator’s Checklist – After

- Verify that the Student Response Score Sheet is filled out.
- Sign the front page of the Student Response Score Sheet.
- Collect all test materials and verify they are accounted for.
- Return all testing materials to the STC.
- The TA will notify the STC of any cases in which a Stopping Rule or Invalidation has been used for a student.

Assemble Student Materials

After each test session, each TA is responsible for collecting and verifying all test materials.

After each student’s final test session, all of the following scoreable and non-scoreable test materials must be assembled:

- Test Administration Booklet
- Second Test Administration Booklet
- Student Response Score Sheet (two per student: one filled in by the TA and one filled in by the Second Scorer, to be returned to NWEA)
- Both small and large Stimulus cards as appropriate (including any modified stimulus materials)

The STC/DTC must

- make sure both the TA and the Second Scorer have recorded scores for each assessed student.
- collect assessment materials from both the TA and the Second Scorer.
- verify that **ALL** test materials are returned.
- contact the TA and/or the Second Scorer immediately if items are missing.
- return all test materials to NWEA. Return instructions for the STC and the DTC are included in the MAAP-A Fall 2024 *Test Coordinator’s Manual*.

Additional Information

Mississippi Department of Education Website

<http://www.mdek12.org/>

Office of Student Assessment

Dr. Jerrika Mabry

Phone: 601-359-2885

Email: jmabry@mdek12.org

Sharon Prestridge

Phone: 601-359-1970

Email: SPrestridge@mdek12.org

Dr. Jackie Sampsell

Phone: 601-359-3052

Email: jsampsell@mdek12.org

NWEA Customer Support

Phone: 800-644-4054

Email: MSCustomerSupport@NWEA.org

Appendix A: TA Combined Checklist

Test Administrator's Checklist – Before

- Carefully read the TAM to become familiar with the duties of a TA.
- Contact the STC if there are any questions.
- Ensure that test materials are handled according to the School Test Security Plan.
- Become familiar with the requirements of distributing, collecting, and returning test materials to the STC.
- Notify the STC of any missing testing materials.
- Read through the text of all tasks before administering any tasks to a student.
- Prepare stimulus materials to provide access to the test for students (i.e., darken, outline, enhance, or emboss materials).
- Select and prepare the appropriate materials to enable individual student responses (see *Preparing/Adapting Materials*).
- Fill out a paper copy of the LCI for each student testing. (Refer to LCI info on page 6.)

Test Administrator's Checklist – During

- Position the student so he/she can view and manipulate materials in order to facilitate sustained engagement.
- Maintain an environment with comfortable seating, comfortable temperature, good lighting, quiet setting, and adequate working space.
- Read the “**SAY**” statements just as they are written, using a natural tone and manner, and reading at an appropriate pace individualized for each student.
- Have ready any accommodations typically used during instruction that are consistent with established MDE policies.
- Use a No. 2 pencil to mark the Student Response Score Sheet.
- Present the materials as directed in the “**DO**” statements, requesting the student’s attention to the materials (when introducing Stimulus or Response Materials).
- Remove Stimulus or Response Materials completely from the visual field or reach of the student (when directed to remove Stimulus or Response Materials).
- Match labeling of Stimulus Materials or Response Materials with pointing.
- Allow sufficient wait time, based on knowledge of the student, to move through each item at an appropriate pace.

Test Administrator's Checklist – After

- Verify that the Student Response Score Sheet is filled out.
- Sign the front page of the Student Response Score Sheet.
- Collect all test materials and verify they are accounted for.
- Return all testing materials to the STC.
- The TA will notify the STC of any cases in which a Stopping Rule or Invalidation has been used for a student.

This page is intentionally left blank.

nwea[®]
believe in what's possible[®]

NWEA

14720 Energy Way
Apple Valley, MN 55124

www.nwea.org