



Mississippi Department of Education  
2015-16 Superintendent's Annual Report

# MISSISSIPPI ACHIEVES

Carey M. Wright, Ed.D. | State Superintendent of Education



MISSISSIPPI  
DEPARTMENT OF  
EDUCATION

Ensuring a bright future for every child

[www.mdek12.org](http://www.mdek12.org)



# Mississippi Department of Education 2015-16 Superintendent's Annual Report

Carey M. Wright, Ed.D.  
State Superintendent of Education



Mississippi Department of Education  
P.O. Box 771  
Jackson, MS 39205-0771

Office of Communications and Government Relations  
601-359-3515

Office of Public Reporting  
601-359-5254

[www.mdek12.org](http://www.mdek12.org)



## CONTENTS

<b>Message from the State Superintendent of Education</b>	<b>2</b>
<b>Mississippi Board of Education</b>	<b>3</b>
<b>Facts and Figures</b>	<b>4</b>
<b>Strategic Plan</b>	<b>5</b>
<b>Return on Investment</b>	<b>6</b>
<b>Notable State and National Honors</b>	<b>11</b>
<b>Other Highlights</b>	<b>14</b>
<b>District Financial Information</b>	<b>19</b>
• Receipts for Public Schools	
• Expenditures for Public Schools	
• Charts: Federal, State and Local Sources Revenue and Expenditures for Public Schools	
• Expenditures for Public Schools by Functional Area	
• Expenditure Per Pupil in Average Daily Attendance	
• Revenue by Source by District	
• Administrative Cost	
• District Assessment and Tax Levies	
<b>Career and Technical Education</b>	<b>22</b>
<b>Safe and Orderly Schools</b>	<b>22</b>
• Transportation Report	
• State Public School Building Fund	
• School Safety Report	
<b>District Student Information</b>	<b>23</b>
• Average Daily Attendance	
• Net Membership by Grade	
<b>District Personnel Information</b>	<b>23</b>
• Instructional Personnel by District	
• Classroom Teacher Count and Average Salary	
<b>District List</b>	<b>24</b>

## Message from the State Superintendent of Education

On behalf of the Mississippi State Board of Education, I am pleased to present the Annual Report of the State Superintendent of Education for the 2015-16 academic school year. In accordance with the requirements of Section 37-3-11 of the Mississippi Code of 1972, Annotated, this report contains pertinent financial, statistical and other important information at the state and local school district levels.

The trajectory of education in Mississippi is changing. Our graduation rate has reached an historic high; our drop-out rate is declining; and our students are achieving better academic outcomes than ever before. This report details these accomplishments and the significant return on investment Mississippians are seeing as a result of legislative initiatives and education reform efforts.


Students, teachers, school administrators, parents and state leaders have all dedicated themselves to raising academic standards and student achievement.

This shared mission, along with the State Board's strategic focus and the Mississippi Department of Education's targeted, effective work, is making a significant impact on the lives of students and the future of the state.

Along with the members of the Board, the staff of the Mississippi Department of Education, and the students, teachers and school leaders of Mississippi, I appreciate your strong support of public education in our state. I look forward to our continued partnership in support of school districts as they prepare students to be successful in college, the workforce and life.

If you would like to view this report online, please visit [www.mdek12.org](http://www.mdek12.org).

Sincerely,



Carey M. Wright, Ed.D.

State Superintendent of Education



Carey M. Wright, Ed.D.

# Mississippi Board of Education

The Mississippi Board of Education's vision is to create a world-class educational system that gives students the knowledge and skills to be successful in college and the workforce, and to flourish as parents and citizens. The Board's six primary goals are: All students are proficient and show growth in all assessed areas; every student graduates from high school and is ready for college and career; every child has access to a high-quality early childhood education program; every school has effective teachers and leaders; every community effectively uses a world-class data system to improve student outcomes; and every school and district is rated "C" or higher.



**Rosemary G. Aultman, Chair**

Term expires July 2022  
At-Large Representative



**Johnny Franklin**

Term Expires July 2016  
1st Supreme Court District  
Representative



**Jason S. Dean, Ph.D.,  
Vice-Chair**

Term expires July 2024  
At-Large Representative



**William Harold Jones**

Term expires July 2017  
At-Large Representative



**Buddy Bailey**

Term expires July 2023  
Administrator Representative



**John R. Kelly, Ph.D.**

Term expires July 2020  
2nd Supreme Court District  
Representative



**Kami Bumgarner**

Term expires July 2018  
Teacher Representative



**Charles McClelland**

Term expires July 2019  
At-Large Representative



**Karen Elam, Ph.D.**


Term Expires July 2021  
3rd Supreme Court District  
Representative



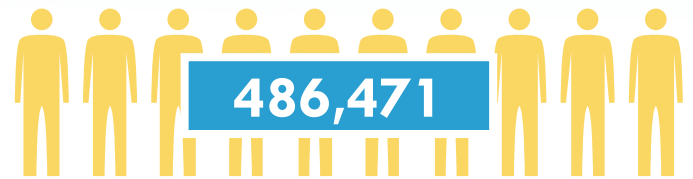
**Carey M. Wright, Ed.D.**

State Superintendent of Education

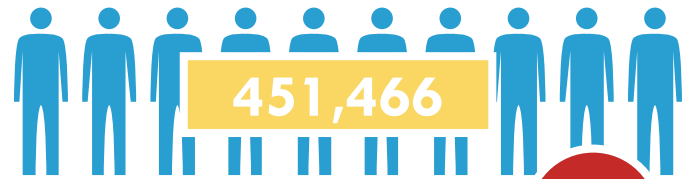
# FACTS and FIGURES



## STUDENT AVERAGE DAILY MEMBERSHIP:




## STUDENT AVERAGE DAILY ATTENDANCE:



## AVERAGE EXPENDITURE PER PUPIL:

\$9,704



## NUMBER OF DISTRICTS:

144

## TOTAL PERCENTAGE OF TOTAL CURRENT OPERATION OF DISTRICT ADMINISTRATIVE COSTS:

3.43%



NATIONAL RANKING FOR PERCENT OF TEACHERS WHO ARE NATIONAL BOARD CERTIFIED TEACHERS

## NUMBER OF TEACHERS:

32,101

## AVERAGE TEACHER SALARY:

\$44,416



34,296

NUMBER OF QUALIFYING INSTRUCTIONAL STAFF RECEIVING EEF PROCUREMENT CARDS TO PURCHASE SCHOOL SUPPLIES

\$13,409,736

TOTAL EDUCATION ENHANCEMENT FUNDS (EEF) DISPERSED TO TEACHERS

\$391

TOTAL SCHOOL SUPPLY FUNDS DISPERSED TO EACH TEACHER



## MISSISSIPPI STATE BOARD OF EDUCATION STRATEGIC PLAN

The Mississippi Department of Education (MDE) is charged with supporting local school districts to help them to attain the Mississippi State Board of Education's vision and goals. The Board's bold vision for a world-class education system and the agency's philosophy of operating in the best interest of students drive the MDE's work.

The Mississippi State Board of Education Strategic Plan sets the roadmap for changing the trajectory of public education in Mississippi. The plan describes the objectives and strategies the MDE employs to help local school districts achieve the Board's vision and goals. In 2016, the Board added a sixth goal to put a greater focus on the work to improve low-performing schools.

### Mississippi State Board of Education Strategic Plan Goals:

1. All Students Proficient and Showing Growth in All Assessed Areas
2. Every Student Graduates from High School and is Ready for College and Career
3. Every Child Has Access to a High-Quality Early Childhood Program
4. Every School Has Effective Teachers and Leaders
5. Every Community Effectively Uses a World-Class Data System to Improve Student Outcomes
6. Every School and District is Rated "C" or Higher

To read the complete Mississippi State Board of Education Strategic Plan, visit:

<https://mdek12.org/mbe/strategicplan/>



## RETURN ON INVESTMENT IN PUBLIC EDUCATION

Mississippians are seeing a significant return on investment in public education thanks to the leadership, cooperation and collaboration of the Mississippi State Board of Education, the Mississippi Department of Education, state leaders, local school districts and communities. From pre-K through high school, student achievement is steadily rising.

### Early Childhood Education

The Early Learning Collaborative Act of 2013 provided \$3 million each year to create a pre-K infrastructure for 4-year-olds. The MDE has overseen the administration of 11 Early Learning Collaboratives (ELCs) throughout the state that serve close to 1,800 children annually. The Legislature appropriated an additional \$1 million for ELCs in 2016-17, which will increase the number of ELC sites and number of children served.

#### Achievements in 2015-16:

- The assessment of kindergarten readiness among ELC students showed that all 11 collaboratives achieved the target score that indicates students are prepared for kindergarten.
- 71 percent of pre-K students in ELCs met the target readiness score, an increase from 59 percent in 2014-15.
- In other public pre-K classrooms, 69 percent of students met the target readiness score, compared to 64 percent in 2014-15.
- The National Institute for Early Education Research (NIEER) recognized Mississippi's ELCs in its 2015 State of Preschool. This puts Mississippi among the top states in the nation that meet all 10 quality standards for early childhood education.
- Using student-level data from the MDE, a 2015 Mississippi State University study identified the powerful, long-term effect pre-K had on student achievement in Mississippi:
  - Mississippi children who attended public pre-K were 1.5 times more likely to be proficient in 3rd grade reading
  - Mississippi children who were proficient readers in 3rd grade are 9 times more likely to be proficient readers in 8th grade
  - Mississippi children who were proficient readers in 8th grade are 3.5 times more likely to graduate on time.

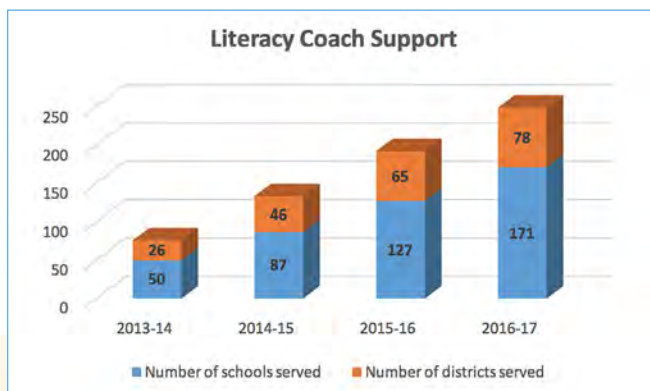
View Kindergarten Readiness results: <https://newreports.mdek12.org/>

## Literacy

The Literacy-Based Promotion Act of 2013 provided \$9.5 million in the first year and \$15 million in subsequent years to raise literacy levels in kindergarten through the 3rd grade. The legislation takes a comprehensive approach to building the capacity of Mississippi teachers and school leaders to become more effective teachers of reading. Literacy coaches have been assigned to schools where data show students struggle the most with reading, and ongoing professional development has been provided to teachers, school administrators and faculty in teacher preparation programs.

### Results for 2015-16:

- 63 percent of kindergarteners met or exceeded the end-of-the-year target score that categorizes them as transitional readers. Students scoring at this level are beginning to read unfamiliar words and easy reader material, but are not yet independent readers. In 2014-15, 54 percent of kindergarteners achieved the transitional reader score.
- 87 percent of students passed the 3rd grade reading assessment on their first try, which is an increase from 85 percent in 2014-15. After the final retest, 92 percent of students passed the test.
- The passing rate (levels 3, 4 or 5) on the 3rd grade English Language Arts assessment reached 64.9 percent, an increase from 54.4 percent the previous year.
- View 3rd Grade Reading Assessment results: [mdereports.mdek12.org](http://mdereports.mdek12.org)



## ACT for 11th Graders

The Mississippi Legislature appropriated \$1 million annually since 2014-15 for all 11th graders to take the ACT. The test measures college-readiness at a crucial time in high school when there is still time to provide interventions to improve achievement.

- 11th graders earned an overall composite score of 18.3 on the ACT in 2016, an increase from 17.6 in 2015. Students made gains in each of the four categories of English, Mathematics, Reading, and Science.
- Districts offered the Southern Regional Education Board's (SREB) senior year math and literacy readiness courses to students whose scores fell between 15 and 18. These courses were developed to help close the gap for students who are on the cusp of meeting the ACT benchmark scores. Mississippi State Institutions of Higher Learning agreed that students earning a grade of 80% or higher in the courses could enter credit-bearing college courses. An SREB study found that students passing the SREB courses increased their ACT scores by 2 points.
- The MDE provided districts training related to analyzing ACT data, evaluating course taking patterns and designing ACT preparation courses.



## Advanced Placement Initiative

Mississippi saw growth in all three major categories of Advanced Placement (AP) participation and performance in 2015-16, with 8,207 students taking 12,455 AP exams. Students who score 3 or higher on an AP exam can receive credit from the college or university where they enroll. Research shows that students achieving a 3 or higher perform well in subsequent college courses and are more likely to graduate from college within four years.

- 23.1 percent increase in number of students taking AP exams
- 22.8 percent increase in the number of AP exams taken
- 11.1 percent increase in the number of students achieving an AP score of 3 or higher
- 37.9 percent increase in number minority students taking AP exams
- 18.7 percent increase in number of African-American students taking AP exams
- 26.4 percent increase in students using an exam fee subsidy



The Mississippi Department of Education implemented an AP Initiative in 2015-16 to increase statewide participation in AP courses. The effort includes raising awareness about AP benefits, increasing access to AP opportunities and providing AP-focused professional development for teachers, principals and counselors. The AP Initiative also includes a focus on subgroup performance and equity in AP access. Since the launch of the AP Initiative, the number of AP scholar awards increased 48 percent, jumping from 585 in 2014-15 to 864 in 2015-16. AP scholar awards are given to students who earn qualifying scores on multiple AP exams

Three Mississippi districts were among the 433 districts across the U.S. and Canada selected for the College Board's 7th Annual AP District Honor Roll. The Honor Roll is a roster of districts that are simultaneously expanding opportunity and improving performance. The 2016 recipients are:

- DeSoto County Schools
- Booneville School District
- Stone County School District

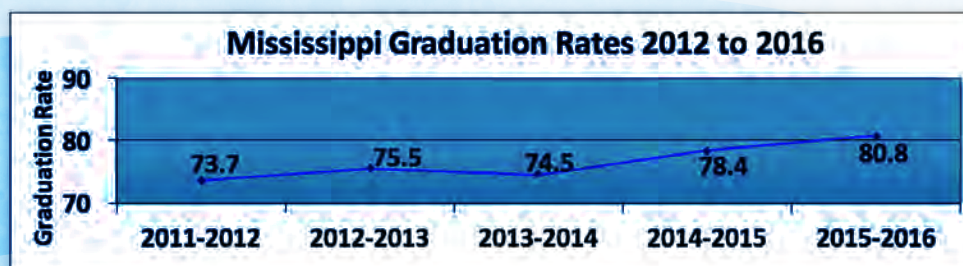


## Professional Development to Implement Mississippi College and Career Ready Standards

- The Mississippi Legislature appropriated approximately \$1 million annually for professional development related to teaching reading and the effective implementation of the Mississippi College and Career Ready Standards. According to an independent report by the Southern Regional Education Board, the MDE sets strong expectations for high-quality professional learning for all educators and provides essential support for school districts. Professional development initiatives include free, on-demand training for schools and districts, expanded professional development calendar and menu of services, PDLs for curriculum directors and interagency Boots on the Ground regional professional learning community to support academic initiatives among school attendance officers, literacy coaches, school improvement coaches, professional development coordinators and other personnel.

### Results:

- 4th grade reading and math scores improved on the latest National Assessment of Educational Progress (NAEP). Mississippi was the only state to show significant improvement since 2013 in both reading and math scores among 4th graders.
- 8th grade NAEP scores for reading held constant and math increased slightly, as the nation saw a decline in both subjects.
- Mississippi showed significant increases in 4th and 8th grade science on NAEP, which ranks the state No. 4 in the nation for growth in both grades since 2009.
- The state's dropout rate fell to 11.8 percent from 12.8 percent the previous year, continuing the downward trend from 16.7 percent in 2011-12.
- Mississippi's graduation rate reached an all-time high of 80.8 percent in 2016, up from 78.4 percent the previous year. At this rate of growth, Mississippi could surpass the national rate of 83 percent by next year.



# Mississippi Assessment Program

The Mississippi Department of Education led the development of a new statewide testing system called the Mississippi Assessment Program (MAP). Students took MAP assessments for English Language Arts and mathematics in grades 3 through 8 and high school Algebra I and English II for the first time in 2015-16. Dozens of Mississippi educators helped build the computer-based tests, which were administered as single end-of-course exams. Similar to state assessments administered in 2014-2015, MAP tests are aligned to the Mississippi College and Career Ready Standards.

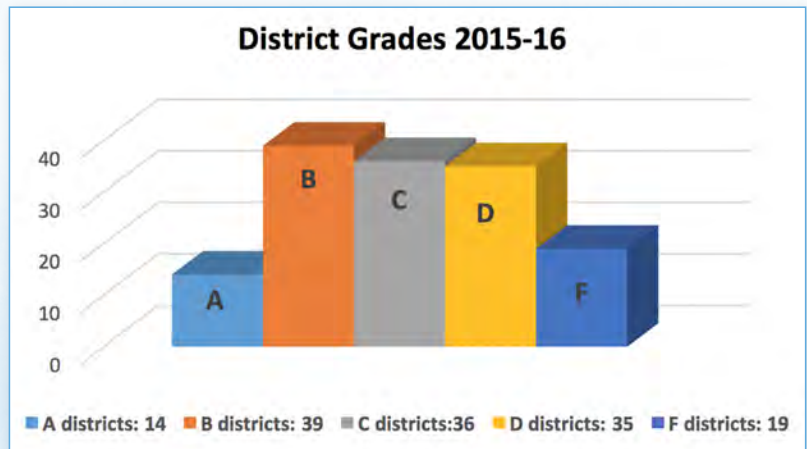
The 2015-16 results provide a new starting point for measuring student progress over time. Mississippi will continue to assess students on MAP tests in future years. MAP results showed students improved in most grades from 2014-15 to 2015-16:

Grade	ENGLISH LANGUAGE ARTS			MATH		
	2014-15 Proficient or Advanced	2015-16 Proficient or Advanced	Change	2014-15 Proficient or Advanced	2015-16 Proficient or Advanced	Change
Grade 3	28.7%	32.1%	+3.4%	33.1%	32.7%	-0.4%
Grade 4	29.8%	32.6%	+2.8%	27.2%	32.2%	+5.0%
Grade 5	28.1%	34.1%	+6.0%	25.1%	30.0%	+4.9%
Grade 6	29.3%	29.2%	-0.1%	24.5%	32.5%	+8.0%
Grade 7	31.2%	29.1%	-2.1%	20.2%	34.2%	+14.0%
Grade 8	31.1%	33.3%	+2.2%	28.1%	30.9%	+2.8%
English II	49.3%	37.1%	-12.2%			
Algebra I				27.4%	26.1%	-1.3%
Overall	32.2%	32.6%	+0.4%	26.6%	31.1%	+4.5%

## School and District Grades

The Mississippi Statewide Accountability System assigns letter grades from A through F to every school and district in the state. The system takes into account multiple factors including statewide assessment results, graduation rates and student growth. Students meet growth if their scores improve from one proficiency level to the next, or move sufficiently within the lower proficiency levels. The system places a special emphasis on the academic growth among the lowest performing 25 percent of students.

Grades reported for 2015-16 established a new starting point for evaluating school and district performance because grades were based on the results of the first administration of the MAP assessment. Also, for the first time in 2015-16, the accountability system factored in student performance on the ACT and participation and performance in advanced coursework such as Advanced Placement and dual credit/dual enrollment courses.



# NOTABLE STATE AND NATIONAL HONORS


## Mississippi Receives 2016 Frank Newman Award for State Innovation

The Education Commission of the States (ECS) named the state of Mississippi as the 2016 recipient of the Frank Newman Award for State Innovation for a transformational education reform package that prioritized early learning reading skills, expanded charter schools opportunities and created a clear A through F rating system for schools, among other accomplishments.

ECS stated that Mississippi has seen clear results. Since the implementation of the Literacy-Based Promotion Act of 2013, 92 percent of third-graders passed the state reading exam. Also, scores from the 2015 National Assessment of Educational Progress (NAEP), known as the nation's report card, showed historic jumps. Additionally, Mississippi was one of only two states to see increases in NAEP scores at both 4th and 8th grade levels. The Frank Newman Award for State Innovation recognizes a state for any of the following:

- Education improvement efforts that are replicable and hold valuable lessons for other states.
- Bold and courageous policies, including existing approaches with evidence of significant impact on student achievement in the state.
- Policies or programs that have bipartisan, broad-based support.

## Meridian Math Teacher Wins 2015-16 Milken Educator Award for Mississippi



Rhonda Burrage (right) reacts when her name is announced as Mississippi's Milken Educator Award recipient. (Photo courtesy of Milken Educator Awards)

**Rhonda Burrage**, a math teacher at Magnolia Middle School in the Meridian School District, received the \$25,000 Milken Educator Award for Mississippi in 2015-16. This prestigious honor recognizes up to 40 of America's most outstanding educators.

Burrage, who has not missed a day of teaching in four

years, fills various leadership roles at her school and district. She's a teacher mentor for first-year teachers, is on the school leadership team, and chairs the BETA club, where she coordinates community service projects. She spends her "free" time tutoring students enrolled in the city and county schools.

More information at [www.MilkenEducatorAwards.org](http://www.MilkenEducatorAwards.org).

## 2016 Mississippi Teacher of the Year



**Jodi McKenzie**, a 10th grade English teacher at Gautier High School (GHS) in the Pascagoula-Gautier School District, was selected as the 2016 Mississippi Teacher of the Year.

McKenzie has been teaching for 12 years. She is passionate about helping students realize their dreams and guiding them to see where their potential can take them.

At Gautier High School, McKenzie serves as English Department chairperson, Student Council sponsor, and

is also a member of the Building Leadership Team. She also plans all department Professional Learning Communities and serves on the summer curriculum writing team. McKenzie devotes much of her time at GHS encouraging her students to become involved in community service and helping them to understand the importance of making sacrifices for the greater good of others. She leads the GHS Student Council in volunteering at the annual Jana Walmsley Swamp Run, the Jackson County Exceptional School, and the "Spirit of Gautier High School" fall festival.

McKenzie is currently working with Excel by 5 to help teen mothers prepare for the journey of motherhood, and developing a supply closet at GHS to provide food, clothing and toiletries for students to take home on weekends to help lighten the load for all parents.

## 2016 Mississippi Parent of the Year

**Lora Rance Evans**, a mother of two children in the Greenwood Public School District, is the 2016 Mississippi Parent of the Year.



Evans has served as a school board member, coordinated ACT workshops and financial aid workshops and received numerous community service awards. She is a founding member of the local Parents for Public Schools of Greenwood chapter, the Chamber Education Committee and Young Emerging Leaders of Leflore (YELL).

Evans has been a liaison among the parents, faculty and staff at Greenwood Middle School. She is currently serving as the Parent Teacher Student Organization President at Greenwood Middle School, where she is innovative, solution-oriented, and eager to ensure that parents play their role in the school reaching its vision.

## 2016 Mississippi Administrator of the Year



**Corlis Curry**, principal of Lawhon Elementary School in the Tupelo Public School District, was selected as the 2016 Mississippi Administrator of the Year.

Curry has served as principal of Lawhon Elementary School since 2012. After teaching 5th grade in Lee County Schools and 7th grade in Nettleton schools, she taught English at Tupelo High School for seven years. In 2008, she worked

in the Amory School District as an assistant principal at East Amory Elementary and as principal at West Amory Elementary.

Curry is credited with making significant instructional improvements during her tenure at Lawhon Elementary. Three of the most beneficial programs are Professional Learning Communities (PLCs), Targeted Accelerated Growth Program, and Arts Integration. Some of the most impressive aspects of the PLCs established at her school are the shift in focus from “teacher-centered” planning to “student-centered” with an emphasis on student achievement.

The Targeted Accelerated Growth Program was initiated as a means to prevent students from opting out of learning. “No Exceptions and No Excuses” is the program’s slogan. Lastly, she encouraged a successful arts integration program where teachers can collaborate across multiple discipline areas, including art, physical education, music, multimedia, and core subjects.



## National Board Certified Teachers

The number of National Board Certified Teachers in Mississippi rose to 3,886 in 2016, with 37 additional teachers achieving NBCT status. The highest mark of accomplishment in the profession, National Board Certification demonstrates that teachers have attained the knowledge and skills necessary to prepare students for 21st century success. Mississippi ranks 4th in the nation for the percent of teachers who are NBCTs and 7th for the total number of NBCTs. The state of Mississippi provides significant support for teachers seeking Board certification.

Mississippi’s Board-certified teachers receive an annual stipend of \$6,000. Under the newly revised National Board Certification process, 1,400 Mississippi teachers are pursuing certification.



## Mississippi Math, Science Teachers Earn National Recognition

Mississippi School for Mathematics and Science (MSMS) teacher **Lauren Zarandona** and Brandon Middle School teacher **Karin Bowen** are among 213 teachers nationwide who received the Presidential Award for Excellence in Mathematics and Science Teaching (PAEMST) for the 2013-14 and 2014-15 school years.

PAEMST is the highest recognition that a kindergarten through 12th grade mathematics or science (including computer science) teacher may receive for outstanding teaching in the United States. Awardees receive \$10,000 from the National Science Foundation. Awardees serve as models for their colleagues, inspiration to their communities, and leaders in the improvement of mathematics and science education.



**Zarandona** has taught mathematics in Mississippi for 13 years, including five years in the Hollandale School District. For the past eight years, she has taught everything from Algebra II to Advanced Placement Statistics at MSMS, which is a public residential high school for academically gifted and

talented 11th and 12th graders. She earned a B.S. in physics from Rhodes College, an M.A. in curriculum and instruction from the University of Mississippi, and is National Board Certified.

**Bowen** is in her eighth year teaching 6th grade mathematics at Brandon Middle School and previously taught 4th and 5th grade general education at Richland Upper Elementary School. She holds a B.A. in elementary education from the University of Mississippi and is National Board Certified in Early Adolescence/Mathematics.



## PAEMST Finalists for 2015-16

Four teachers have been selected as finalists for the Presidential Award for Excellence in Mathematics and Science Teaching (PAEMST) for 2015-16.

**Meredith Sanders** is a 5th grade Math teacher at Kosciusko Upper Elementary in the Kosciusko School District. Sanders has been teaching for 13 years. She earned an Associate's degree and the B.S. in Elementary Education. Sanders said it is vital to keep students actively engaged in a positive atmosphere of learning. As a result, students will be able to view mathematics as an "exciting adventure" through real-world examples, technology and the use of hands-on materials.



2015-16 PAEMST finalists (from left) Meredith Sanders, Angela McKinnon, Angela August and Adrine Williams

**Angela McKinnon** is a 5th grade Math and Science teacher at Lewisburg Elementary in DeSoto County Schools. McKinnon has been teaching for over 23 years. She earned the B.S. in Education and believes her mission is to "create both enthusiasm and a strong foundation for lifelong learning."

**Angela August** is a 4th grade teacher at 28th Street Elementary in the Gulfport School District. A 19-year veteran teacher, August has a Bachelor's degree and Master's degree in elementary education. She is currently seeking a specialist degree in Educational Leadership. Her personal philosophy on teaching is that "every child can learn and should be provided a learning experience that is engaging and meaningful."

**Adrine Williams** is a 4th and 5th grade Science teacher at Baker Elementary in Jackson Public Schools. Williams, who has taught for 9 years, earned the B.S. in Biology and a Master's degree in Education. She said she believes that her daily interaction with academics, coupled with love and care of students, will have a sizable impact on the leading scientists of tomorrow.

## State Superintendent Selected for National Leadership Roles



Carey M. Wright, Ed.D.

Dr. Carey Wright, state superintendent of education, was appointed to several national leadership roles in 2015-16.

The Council of Chief State School Officers (CCSSO) elected Wright president-elect of its 2016-2017 Board of Directors. CCSSO is a nonpartisan, nationwide, nonprofit organization of state education chiefs that provides leadership, advocacy and technical assistance on major educational issues. CCSSO's Board of Directors manages the overall business affairs of the Council and is the governing body of the organization.

Wright joined Chiefs for Change (CFC), which is a bipartisan network of state and district education chiefs dedicated to preparing all students for the future. CFC's 21 members represent 2.8 million students.

Wright was appointed to the Advisory Committee on Ending Chronic Absence (ACECA), a national committee established by the Campaign for Grade-Level Reading. ACECA is a bipartisan effort that builds on the research that reducing chronic absence has a direct impact on academic achievement, starting in the early grades.

## OTHER HIGHLIGHTS

### Inaugural Teacher Council Formed

The Mississippi Department of Education selected an experienced and highly regarded group of professionals from across the state to serve on the first Mississippi Teacher Council (MTC).

The purpose of the MTC is to provide feedback to Dr. Carey Wright, state superintendent of education, on the initiatives of the MDE, the Mississippi State Board of Education and the Mississippi State Legislature. The MTC aims to empower teachers to discuss topics critical to their success in the classroom and how MDE can assist.



Dr. Carey Wright (standing, center), state superintendent of education, meets in Jackson with members of the Mississippi Teacher Council. Wright formed the council so that teachers could provide direct input about education policy and initiatives.

**More than 150 teachers from around the state submitted applications to serve on the MTC.  
A committee selected the following members:**

Lisa Crosby  
Lindsey Michelle Todd  
Leslie Slaydon  
Amanda LeMaster  
Elizabeth Williams  
Bridgette Gilmore  
Ladreana Goins  
Todd Willis  
Tonya Lynn Porter  
Deidre Lovett  
Candy Abrams  
Tricia Stoll  
Rebecca Whittet  
Amanda Lovelace Pidgeon  
Wanda Anderson  
Heather Cates  
Ashleigh Marie Syverson  
Scott Belham  
Victoria L. Killingsworth  
Gina Stork  
Angela C. Nelson  
Keesha Clayton Harris  
Beverly Frederick  
Allison Sabbatini  
Debbie Smith  
Anna Morris  
Kimberly Beightol

Kosciusko Junior High School  
Biloxi Junior High School  
Jeff Davis Elementary  
Biloxi High School  
Biloxi Junior High School  
Brookhaven Elementary School  
Northside Elementary School  
Pleasant Hill Elementary  
Center Hill Elementary  
Lake Cormorant Middle School  
Olive Branch Elementary  
28th Street, Gaston Point, West  
Gulfport High School  
Hancock High School  
North Gulfport Middle School  
D'Iberville Elementary School  
Bel-Aire Elementary School  
West Harrison High School  
East Central Lower Elementary School  
Vancleave Lower Elementary  
East Central Lower Elementary  
Timberlawn Elementary  
Forest Hill  
South Jones Elementary  
Purvis Lower Elementary  
Oak Grove Lower Elementary  
Oak Grove Upper Elementary

Kosciusko School District  
Biloxi School District  
Biloxi School District  
Biloxi School District  
Biloxi School District  
Brookhaven School District  
Clinton Public School District  
DeSoto Co. Schools  
DeSoto Co. Schools  
DeSoto Co. Schools  
DeSoto Co. Schools  
Gulfport School District  
Gulfport School District  
Hancock Co. School District  
Harrison Co. School District  
Harrison Co. School District  
Harrison Co. School District  
Harrison Co. School District  
Jackson Co. School District  
Jackson Co. School District  
Jackson Co. School District  
Jackson Public School District  
Jackson Public School District  
Jones Co. School District  
Lamar Co. School District  
Lamar Co. School District  
Lamar Co. School District

— list continued on Page 15

— list continued from Page 14

Stacey Smith  
Allison Catchot  
William Brett Mayfield  
Jennifer Hamilton  
Lillie Bryant  
Tamra Mills  
Patches Calhoun  
Chasity Arbuckle  
Clemmisa “Misa” Presley  
Candies Cook  
Elizabeth Green  
Dalisay Louise Smith  
Leigh Hanna  
Lauren Carpenter  
Jodi McKenzie  
Amy Glenn  
Amanda McCarty  
Sherrill Adamo  
Lenette Stinson  
Amy Farris  
Amanda Rogers  
LaDonna Griggs  
Evelyn Clay  
Brad Johns  
Darein Spann  
Amanda Lee  
Twyla Crayton  
Kimberly Brumley  
Cynthia Wright  
Allison Metcalfe  
Tina Fitts  
Chequitta Ivy  
Michelle Green  
Patricia Simmons

Lloyd Star Attendance Center  
Louisville Elementary School  
Madison Central High School  
Moss Point Kreole Primary  
Natchez High School  
Newton County Elementary  
Della Davidson Elementary  
Della Davidson Elementary  
Oxford Elementary School  
Oxford Intermediate School  
Pascagoula High School  
Gautier Middle School  
Pascagoula High School  
Pascagoula High School  
Gautier High School  
Trent Lott Academy  
Pearl High School  
Petal Elementary School  
Petal Elementary School  
Petal Elementary School  
Petal High School  
North Pontotoc  
Northshore Elementary  
McLaurin Attendance Center  
Magee High School  
Batesville Intermediate  
Tupelo High School  
Milam Elementary School  
Rankin Elementary School  
Rankin Elementary School  
Tupelo Middle School  
Rankin Elementary School  
Stringer Attendance Center  
Central School

Lincoln Co. School District  
Louisville Municipal School District  
Madison Co. School District  
Moss Point School District  
Natchez-Adams School District  
Newton Co. School District  
Oxford School District  
Oxford School District  
Oxford School District  
Oxford School District  
Pascagoula-Gautier School District  
Pascagoula-Gautier School District  
Pascagoula-Gautier School District  
Pascagoula-Gautier School District  
Pascagoula-Gautier School District  
Pascagoula-Gautier School District  
Pearl Public School District  
Petal School District  
Petal School District  
Petal School District  
Petal School District  
Pontotoc Co. School District  
Rankin Co. School District  
Rankin Co. School District  
Simpson Co. School District  
South Panola School District  
Tupelo School District  
Tupelo School District  
Tupelo School District  
Tupelo School District  
Tupelo School District  
Tupelo School District  
West Jasper School District  
West Point Cons. Schools



## Mississippi Named Campaign for Grade-Level Reading State



Mississippi Campaign for Grade-Level Reading Advisory Board: (front row, from left to right): Sammy Moon, Mississippi Association of Grantmakers; Cindy Walker, United Way of South Mississippi; Dr. Kymyona Burk, Mississippi Department of Education State Literacy Director; Morgana Freeman, Tallahatchie River Foundation; Brian Harvey, Oxford School District Superintendent; (back row, from left to right): Lloyd Gray, Phil Hardin Foundation; Caroline Wicker Sims, Butler Snow; Dr. Michael Cormack, Barksdale Reading Institute; Dr. Linda Southward, Mississippi State University Social Science Research Center; Maggie Stevenson, Mississippi Public Broadcasting; Josh Davis, Delta Health Alliance. Not pictured: Dr. John Kelly, Mississippi State Board of Education Member and Gulfport Chief Administrative Officer; Corey Wiggins, Hope Enterprise Policy Institute.

Mississippi launched a statewide Campaign for Grade-Level Reading initiative to encourage nonprofits, business leaders and schools to work together to support students reading on grade level by the end of 3rd grade. The statewide initiative adds greater emphasis to grade-level reading in light of Mississippi's Literacy-Based Promotion Act.

The Campaign for Grade-Level Reading will focus on promoting work in local communities that are interested in developing programs to enhance reading performance in partnership with schools. The goal is to create at least 10 community partnerships statewide. Currently, two communities, Oxford/Lafayette County and Gulfport, are participating in the initiative.

Mississippi is one of several states to join the national Campaign for Grade-Level Reading network. The Campaign is a collaborative effort by foundations, nonprofit partners, business leaders, government agencies, states and communities across the nation to ensure that more children in low-income families succeed in school and graduate prepared for college, a career, and active citizenship. The Campaign focuses on an important predictor of school success and high school graduation—grade-level reading by the end of 3rd grade. As of August 2016, there are more than 285 communities in more than two dozen states participating.

**Communities that choose to participate work together to create action plans for reading success that focus on these key areas:**

- School readiness
- Attendance
- Summer learning and after-school learning
- 3rd grade reading

Mississippi's statewide campaign grew out of the philanthropic community, specifically a group of grantmakers who are members of the Mississippi Association of Grantmakers. The grantmakers united to design the statewide effort and to build the public-private partnership necessary for implementation.

For more information, visit [www.msgradelevelreading.com](http://www.msgradelevelreading.com).

## Legislative Initiative: Districts of Innovation

Legislation passed in 2015 allows districts to apply for District of Innovation status, which enables them to request exemptions from state regulations to achieve performance targets. Corinth, Gulfport and Vicksburg-Warren were selected from among seven applications submitted to the Mississippi Department of Education to be the state's first Districts of Innovation.




Corinth's plan is called "Forward First" and builds upon the district's initiative to promote critical thinking, in-depth analysis and strong writing skills. Corinth adopted a modified school calendar that builds in extended breaks for remediation and enrichment.

The Vicksburg-Warren School District's innovation plan includes internships, an early college high school and access to college-level courses to help students graduate with an associate's degree or a career tech certificate. Gulfport's innovation includes career academies and increasing rigorous learning opportunities for students.

---

## Mississippi Awarded Grant to Improve Career Preparation Systems for Students



Mississippi is one of 24 states that was awarded a grant to develop detailed career readiness action plans to expand economic opportunity for young people. In a sweeping commitment to ensure more young people graduate from high school prepared for college and well-paying careers, nearly half of the nation's states will receive a total of \$2.5 million through JPMorgan Chase & Co.'s New Skills for Youth initiative.

The states secured grants through phase one of New Skills for Youth, a collaboration of the Council of Chief State School Officers (CCSSO), JPMorgan Chase and Advance CTE that supports states as they work to align career-focused education with high-skill, high-demand jobs.

Current Mississippi data show that 66.3 percent of jobs fall within the definition of middle skills but only 37.1 percent of the state's workforce has the requirements to fill a middle-skill job. Mississippi has more workers than available jobs in the low-skill category. Mississippians could attain gainful employment by seeking additional education and training.

---


## MDE Awarded \$6.6 Million Grant to Improve Statewide Longitudinal Data System

The Mississippi Department of Education will receive \$6.6 million over four years to enhance the Statewide Longitudinal Data System (SLDS) designed to help the state make data-informed decisions to improve student learning and outcomes, as well as to facilitate research to increase student achievement and close achievement gaps. The grant will be divided between the MDE and National Strategic Planning & Analysis Research Center (NSPARC), a research unit of Mississippi State University. NSPARC's research is used by policymakers to look at outcomes and help design and evaluate programs for workforce development, education, and economic development.



Mississippi was one of 16 states out of 43 applicants to receive a grant from the Institute of Education Sciences, which was authorized by the Educational Technical Assistance Act of 2002. MDE will focus on two areas – research and evaluation and early learning.

## MDE Releases Family Guides for Student Success



The Mississippi Department of Education developed family guides to assist with grade-level at home strategies and activities that support both student and parent understanding of the English language arts and mathematics standards. Parents can use the activity booklets at home to support what their children are learning in the classroom.

The Family Guide for Student Success booklets outline what children should know and be able to do in English language arts and mathematics at each grade level from pre-kindergarten through 8th grade. Because parents understand best their child's needs, strengths, abilities and interests, they can partner with their child's teacher to provide opportunities to learn and grow.

MDE staff and Mississippi teachers contributed their expertise and time in the development of the guides. The project was funded in part by a \$500,000 grant from the W.K. Kellogg Foundation to support teachers and parents in their efforts to help prepare students for college and the workforce. Family guides are available in English and Spanish.

The guides can be found at [www.mdek12.org/ese/guides](http://www.mdek12.org/ese/guides).

---

## Mississippi Achieves Blog Celebrates Students, Teachers and Schools

The Mississippi Department of Education created a new blog, Mississippi Achieves, to spread the news about the great things that are happening in Mississippi's public schools. The blog is geared toward a broad audience of educators, parents and others with an interest in public education in Mississippi. Mississippi Achieves is a venue to celebrate how high academic standards are positively affecting teaching and learning.



Mississippians now have powerful evidence that the education reforms that have been implemented throughout our state are working. This validates the work of all of the students, teachers, school administrators, state leaders and parents who have dedicated themselves to improving student achievement. Read Mississippi Achieves at [msachieves.mdek12.org](http://msachieves.mdek12.org).

---

## New Mississippi K-12 Education Magazine Debuts



The Research and Curriculum Unit at Mississippi State University in partnership with the Mississippi Department of Education launched a new publication, School Focus, to highlight accomplishments of teachers and students and advance K-12 education. The inaugural issue features a report on an innovative computer science pilot program, a peek inside an elementary teacher's desk and a special section on the state's educational standards.

School Focus editors say every school district in the state has a success story. The magazine aims to bring awareness to those stories while also challenging educators to try new things and reach across district lines for ideas and support.

School Focus has been designed to complement Connections, an established magazine dealing primarily with high-school level career and technical education. For more information, visit [rcu.msstate.edu/Research/Publications](http://rcu.msstate.edu/Research/Publications).

# District Financial Information

## 2015-16 Statewide Receipts for Public Schools

Wildlife Refuge	\$ 40,160
E-Rate	17,969,089
Impact Aid - Maint. & Operation	1,699,160
Flood Control	105,332
Mineral Leases	1,304
Other Unrestricted	9,220,210
Title III - Lang Instr. For LEP & Immigrant	1,153,095
Title I	192,032,586
School Improvement 1003g	153,319
Migrant	1,168
Title VI	4,722,032
Social Services	10,068
EHA-Special Education	112,132,151
Adult Education	1,142,865
Vocational & Technical Education	5,883,303
Technology Literacy Challenge	333,984
Child Nutrition	257,946,368
Title II	31,295,201
Work Force Investment Act	25,560
School to Careers	23,464
Title X-C Ed. for Homeless Children & Youth	761,564
21st Century	13,834,610
Restricted - Disaster Relief	2,934,609
Restricted - ARRA	533,322
TVA	4,526,591
National Forest	3,426,464
Other - Restricted	28,809,437
<b>TOTAL FEDERAL SOURCES</b>	<b>\$ 690,717,015</b>

14.86%

Homestead Exemption	\$ 34,292,476
Severance Tax	192,446
Chickasaw Funds	16,288,454
Drivers Education	1,294,114
MAEP & Per Capita	2,238,772,641
School Ad Valorem Tax Reduction	-
Education Enhancement Fund	19,821,053
Vocational & Technical Education	39,158,456
Public School Building Fund	-
Adult Education	312,916
Child Nutrition	2,946,325
Educable Children	4,378,909
Other	54,157,183
<b>TOTAL STATE FUNDS</b>	<b>\$ 2,411,614,973</b>

51.85%

**Source of Local Funds**

Ad Valorem Taxes	\$ 1,347,263,068
Other Taxes	2,535,132
Revenue in Lieu of Taxes	17,413,713
Tuition	10,191,891
Transportation Fees	2,509,296
Earnings on Investments	6,991,143
Food Service	42,965,328
Student Activity	61,239,113
Community Service	2,358,320
Other Revenue from Local Sources	38,600,426
Gaming Revenue	15,992,285
<b>TOTAL LOCAL REVENUE</b>	<b>\$ 1,548,059,713</b>

33.29%

**TOTAL REVENUE RECEIPTS FROM LOCAL, STATE & FED SOURCES**

**\$ 4,650,391,701** 100.00%

**Additional Revenue**

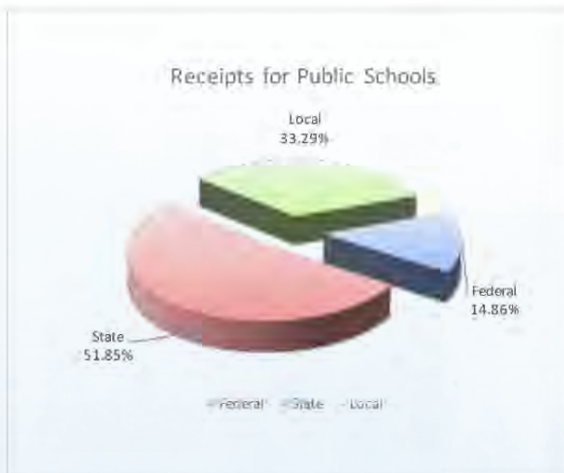
Intermediate Sources	\$ 145,363
Operational Sixteenth Section	45,793,885
Sixteenth Section Principal	19,234,089
<b>TOTAL ADDITIONAL REVENUE</b>	<b>\$ 65,173,336</b>

**Nonrevenue Receipts**

Sale of Bonds	\$ 141,743,494
Proceeds of Loans	83,812,060
Inception of Capital Leases	58,920,985
Insurance Loss Recoveries	18,297,625
Sale of Assets	3,481,977
<b>TOTAL NONREVENUE RECEIPTS</b>	<b>\$ 306,256,142</b>

**TOTAL REVENUE & NONREV. RECEIPTS**

**\$ 5,021,821,179**



# District Financial Information

## 2015-16 Statewide Expenditures for Public Schools

### INSTRUCTION & OTHER STUDENT EXPENDITURES

1105 - 1109	PREKINDERGARTEN	\$	22,607,922.46	
1110 - 1199	INSTRUCTION		1,874,135,064.26	
1210 - 1299	SPECIAL PROGRAMS		445,787,776.69	
1310 - 1399	ADULT/CONTINUING EDUCATION		2,477,152.14	
1410 - 1499	SUMMER SCHOOL PROGRAMS		2,330,064.57	
1910 - 1919	ATHLETICS		75,119,070.91	
1920 - 1929	STUDENT ACTIVITIES		34,655,656.58	
1930 - 1999	OTHER INSTRUCTIONAL PROGRAMS		5,271,481.67	
2110 - 2119	ATTENDANCE		13,170,774.15	
2120 - 2129	GUIDANCE SERVICES		96,647,882.58	
2130 - 2139	HEALTH SERVICES		34,381,474.02	
2140 - 2149	PSYCHOLOGICAL SERVICES		18,119,650.37	
2150 - 2159	SPEECH PATHOLOGY		46,428,305.54	
2160 - 2169	SCHOOL RESOURCE OFFICER		2,069,894.45	
2190 - 2199	OTHER SUPPORT SERVICES - STUDENTS		7,585,255.97	
2210 & 2290	IMPROVEMENT OF INSTRUCTION		123,168,437.26	
2220 - 2229	EDUCATIONAL MEDIA SERVICES		93,374,989.93	
<b>TOTAL INSTRUCTION &amp; OTHER STUDENT EXPENDITURES</b>			<b>\$ 2,897,330,853.55</b>	67.17%

### GENERAL ADMINISTRATION

2310 - 2319	BOARD OF EDUCATION SERVICES	\$	28,854,135.95	
2320 - 2329	EXECUTIVE ADMINISTRATIVE SERVICES		47,991,955.66	
2330 - 2339	SPECIAL AREA ADMINISTRATION		65,221,674.41	
2500 - 2599	BUSINESS SERVICES		61,376,106.31	
<b>TOTAL GENERAL ADMINISTRATION</b>			<b>\$ 203,443,872.33</b>	4.72%

### SCHOOL ADMINISTRATION

2410 - 2499	SCHOOL ADMINISTRATION	\$	255,635,476.61	
<b>TOTAL SCHOOL ADMINISTRATION</b>			<b>\$ 255,635,476.61</b>	5.93%

### OTHER EXPENDITURES - INSTRUCTIONAL SUPPORT

2610 - 2699	OPERATION AND MAINTENANCE OF PLANT	\$	437,316,130.49	<i>(Excludes Capitalized Equipment)</i>
2710 - 2799	STUDENT TRANSPORTATION SERVICES		195,869,989.14	<i>(Excludes Capitalized Equipment)</i>
2800 - 2899	CENTRAL SUPPORT SERVICES (TECH)		48,625,796.06	<i>(Excludes Capitalized Equipment)</i>
<b>TOTAL OTHER EXPENDITURES - INSTRUCTIONAL SUPPORT</b>			<b>\$ 681,811,915.69</b>	15.81%

### OTHER EXPENDITURES - NONINSTRUCTIONAL SUPPORT

3100	FOOD SERVICE OPERATIONS	\$	258,967,828.40	<i>(Excludes Capitalized Equipment)</i>
3200	ENTERPRISE OPERATIONS		253,746.49	<i>(Excludes Capitalized Equipment)</i>
3300	COMMUNITY SERVICES OPERATIONS		2,097,394.19	<i>(Excludes Capitalized Equipment)</i>
3900 - 3999	OTHER NON-INSTRUCTIONAL SERVICES		13,343,585.94	<i>(Excludes Capitalized Equipment)</i>
<b>TOTAL OTHER EXPENDITURES- NONINSTRUCTIONAL SUPPORT</b>			<b>\$ 274,662,555.02</b>	6.37%

<b>TOTAL CURRENT OPERATIONAL EXPENDITURES (Functions 1000-3999)</b>			<b>\$ 4,312,884,673.20</b>	100.00%
---	--	--	----------------------------	---------

<b>CAPITALIZED EQUIPMENT (Exp. Functions 2600 - 3999)</b>	<b>\$ 66,252,338.98</b>
---	-------------------------

### NONREVENUE TRANSACTIONS

4100 - 4999	16TH SECTION LAND MGT & IMPROVEMENT	\$	9,207,498.65
5100 - 5999	FACILITY ACQUISITIONS & CONSTRUCTION		172,518,543.51
6100 - 6999	INTEREST PAID ON DEBT (OBJ 830)		50,221,716.05
6100 - 6999	DEBT SERVICE PAYMENTS (EXCLUDING OBJ 830)		218,301,379.37
7500 - 7599	REPAYMENT TO FUNDED BOND ESCROW AGENT		12,519,296.97
7600 - 7699	PYMT TO QZAB DEBT ESCROW AGENT		9,867,748.10
7900 - 7999	OTHER DEBT SERVICE		1,253,578.20
<b>TOTAL NON REVENUE TRANSACTIONS</b>			<b>\$ 473,889,760.85</b>

<b>TOTAL CURRENT EXPENDITURES &amp; NONREVENUE TRANSACTIONS</b>	<b>\$ 4,853,026,773.03</b>
---	----------------------------

Note 1: Expenditure categories per SDE definition. State level administrative costs are not included in totals.

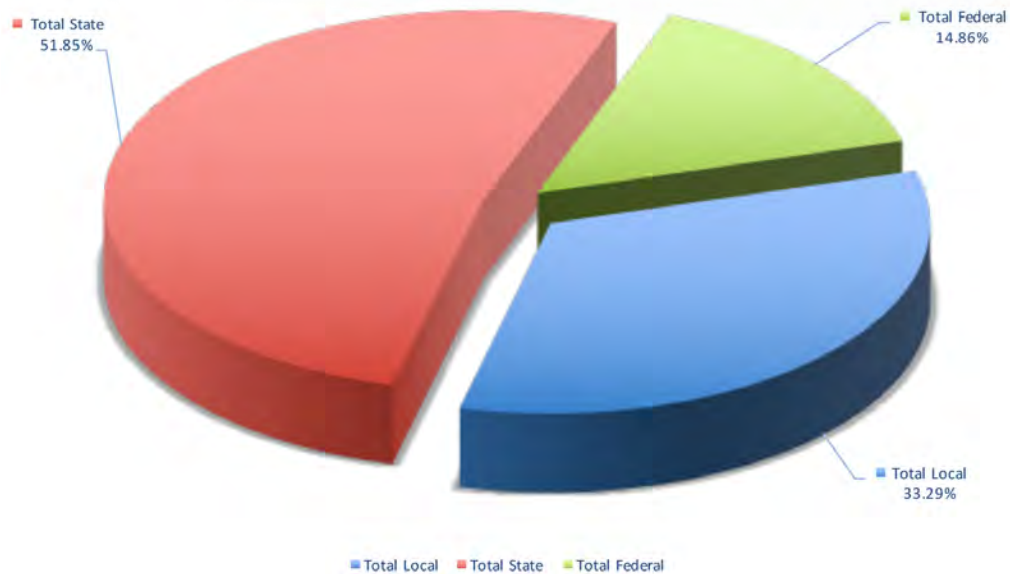
Note 2: Financial data was not submitted by the Charter Schools and therefore not represented on the report.

# District Financial Information

## Federal, State and Local Sources Revenue for Public Schools

2015-16 Revenue from Federal, State & Local Sources  
for Public Schools

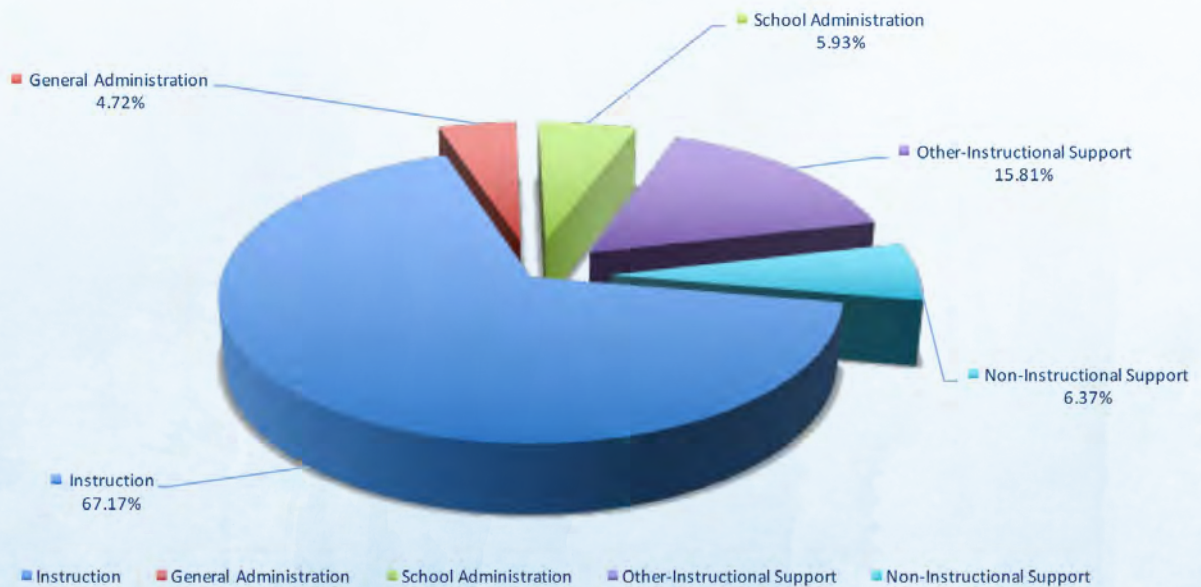
(All Funds - Rev. Functions 1000, 3000 & 4000)



## Federal, State and Local Sources Expenditures for Public Schools

2015-16 Current Operational Expenditures  
for Public Schools

(All Funds - Exp. Functions 1000-3999)



## District Financial Information

### Expenditures for Public Schools by Functional Areas

Report details public school expenditure amounts by functional area by school district. For each district, the report shows the percentage of each functional area to the total operational expense. The report also lists the percent ranking for each district for each functional area.

### Expenditure Per Pupil Average Daily Attendance

Report shows the average daily attendance for each district. The report also details the expenditure amount per pupil using all funds and expenditure functions 1000-3999. Instructional costs for each district per pupil are listed and include all funds and instructional expenditures. Additionally, the per pupil expenditure amount for transportation is listed by district. The report lists the ranking by district for each of the three per pupil categories. Statewide, the average per pupil expenditure is \$9,704.

### Revenue by Source by District

Report shows the amount of revenue each district received from local, state, federal and intermediate sources. By district, the report shows the percentage of each revenue source to the total revenue. The report also lists the percent ranking for each revenue source by districts. The total column shows the revenue received from all sources. The last column lists the ranking by district for the total revenue amount.

### Administrative Cost by District

Report shows expenditures for each district for total current operations using all funds and expenditure functions 1000-3999. The report also shows a comparison for each district of a calculated amount of administrative cost to actual district administration costs. Additional columns show district administration costs as a percentage of total operational cost and the percent rank of each district. Statewide, the total percentage of total current operation administrative costs is 3.43 percent.

### District Assessment and Tax Levies

Report shows assessed value and homestead information for each district. The report details the breakdown of mills levied for specific purposes as well as the total millage. Districts that have assessed value in two different counties are listed twice to show the assessment and millage by county.



## Career and Technical Education

Career and Technical Education programs administered by the Office of Career and Technical Education and Workforce Development prepare all students for new jobs, roles, technologies, and responsibilities in order to develop a competent workforce to support and enhance Mississippi's economy. The delivery system is effective and responsive to changing needs of business and industry. This report shows agencies that received CTE federal and state funds and Mississippi Department of Employment Security Industry Employment Projections that reflect the expected future number of Mississippi workers to be employed in the labor market within a 10-year time period. The projections are compared with the total number of CTE programs taught in Mississippi during school year 2015-16.



## Safe and Orderly Schools

The Safe and Orderly Schools School Safety Report includes counts on personnel trained and other accomplishments. The Transportation Report shows data for privately owned and publicly owned vehicles. The State Public School Building Fund Report contains information about capital improvements of schools in the state.

## District Student Information

### Average Daily Attendance by District

The Average Daily Attendance (ADA) information is reported from the Mississippi Student Information System for Months 1-9. ADA is the average number of pupils present each day school was in session during the period of the report. Statewide, the total ADA is 451,466.

### Net Membership by Grade

Net membership is the number of students belonging to a school unit at any given time. The membership is an ever-changing number and is found by adding the total number of student entries and total student re-entries, and subtracting the number of withdrawals. This report is for reporting period for month 01. Statewide, the total net membership is 486,471.



## District Personnel Information

### Instructional Personnel by District

Data included in this section represents salary information reported by local school districts via the Mississippi Student Information System. This includes employees of the school district who are professionally trained and licensed to provide instruction and services to students enrolled in the school district.

### Classroom Teacher Count and Average Salary

Report represents salary information reported by local school districts, via the Mississippi Student Information System, which includes the total number of teachers, average pupil daily attendance per teacher, and the average classroom/instructional personnel salary. There are 32,101 teachers statewide. The average teacher salary is \$44,416.





## District List 2015-16

View district directory at [www.mdek12.org/mississippi-school-superintendents](http://www.mdek12.org/mississippi-school-superintendents)

Aberdeen School District	Clarksdale Municipal School District	Forrest County AHS
Alcorn School District	Cleveland School District	Forrest County Schools
Amite County School District	Clinton Public School District	Franklin County School District
Amory School District	Coahoma Agricultural High School	George County School District
Attala County School District	Coahoma County School District	Greene County School District
Baldwyn Public School	Coffeeville School District	Greenville Public School District
Bay St. Louis-Waveland School District	Columbia School District	Greenwood Public School District
Benton County School District	Columbus Municipal School District	Grenada School District
Biloxi Public School District	Copiah County School District	Gulfport School District
Booneville School District	Corinth School District	Hancock County School District
Brookhaven School District	Covington County School District	Harrison County School District
Calhoun County School District	DeSoto County School District	Hattiesburg Public School District
Canton Public School District	Durant Public School District	Hazlehurst City School District
Carroll County School District	East Jasper School District	Hinds County School District
Chickasaw County School District	East Tallahatchie School District	Hollandale School District
Choctaw County School District	Enterprise School District	Holly Springs School District
Claiborne County School District	Forest Municipal School District	Holmes County School District

Houston School District	Moss Point School District	Scott County School District
Humphreys County School District	Natchez-Adams School District	Senatobia Municipal School District
Itawamba County School District	Neshoba County School District	Simpson County School District
Jackson County School District	Nettleton School District	Smith County School District
Jackson Public School District	New Albany School District	South Delta School District
Jefferson County School District	Newton County Schools	South Panola School District
Jefferson Davis County School	Newton Municipal School District	South Pike School District
Jones County School District	North Bolivar Consolidated School District	South Tippah School District
Kemper County School District	North Panola School District	Starkville-Oktibbeha School District
Kosciusko School District	North Pike School District	Stone County School District
Lafayette County Schools	North Tippah School District	Sunflower County Consolidated School District
Lamar County School District	Noxubee County School District	Tate County School District
Lauderdale County Schools	Ocean Springs School District	Tishomingo County Municipal School District
Laurel School District	Okolona School District	Tunica County School District
Lawrence County School District	Oxford Public School District	Tupelo Public School District
Leake County School District	Pascagoula School District	Union County School District
Lee County Schools	Pass Christian School District	Union Public School District
Leflore County School District	Pearl Public School District	Vicksburg-Warren School District
Leland School District	Pearl River County School District	Walthall County School District
Lincoln County School District	Perry County Schools	Water Valley School District
Long Beach School District	Petal Public School District	Wayne County School District
Louisville Municipal School District	Philadelphia Public School District	Webster County School District
Lowndes County School District	Picayune School District	West Bolivar Consolidated School District
Lumberton Public School District	Pontotoc City Schools	West Jasper School District
Madison County School District	Pontotoc County Schools	West Point School District
Marion County School District	Poplarville School District	West Tallahatchie School District
Marshall County School District	Prentiss County School District	Western Line School District
McComb School District	Quitman School District	Wilkinson County School District
Meridian Public School District	Quitman County School District	Winona School District
Monroe County School District	Rankin County School District	Yazoo City Municipal School District
Montgomery County School District	Richton School District	Yazoo County School District



MISSISSIPPI  
DEPARTMENT OF  
EDUCATION

Ensuring a bright future for every child

[www.mdek12.org](http://www.mdek12.org)