

Readiness in the MS Statewide Accountability System

Office of District and School Performance
Office of Curriculum and Instruction
Office of Student Assessment

mdek12.org



MISSISSIPPI
DEPARTMENT OF
EDUCATION

January 13, 2026




VISION

To create a world-class educational system that gives students the knowledge and skills to be successful in college and the workforce, and to flourish as parents and citizens



MISSION

To provide leadership through the development of policy and accountability systems so that all students are prepared to compete in the global community



1

ALL Students Proficient and Showing Growth in All Assessed Areas



2

EVERY Student Graduates from High School and is Ready for College and Career



3

EVERY Child Has Access to a High-Quality Early Childhood Program

EVERY School Has Effective Teachers and Leaders

4



EVERY Community Effectively Uses a World-Class Data System to Improve Student Outcomes

5



EVERY School and District is Rated “C” or Higher

6



- Developing a Readiness FAQ document
- Ask questions using the Q&A feature



Chat



Q&A



People



Raise



React



- Review the Readiness component in the MS Statewide Accountability System:
 - Readiness
 - Acceleration
 - Assessment
 - Achievement



Establishes a set of minimum standards for public schools and districts in our state to ensure that Mississippi students are prepared to compete in a national workforce or go on to post-secondary education.

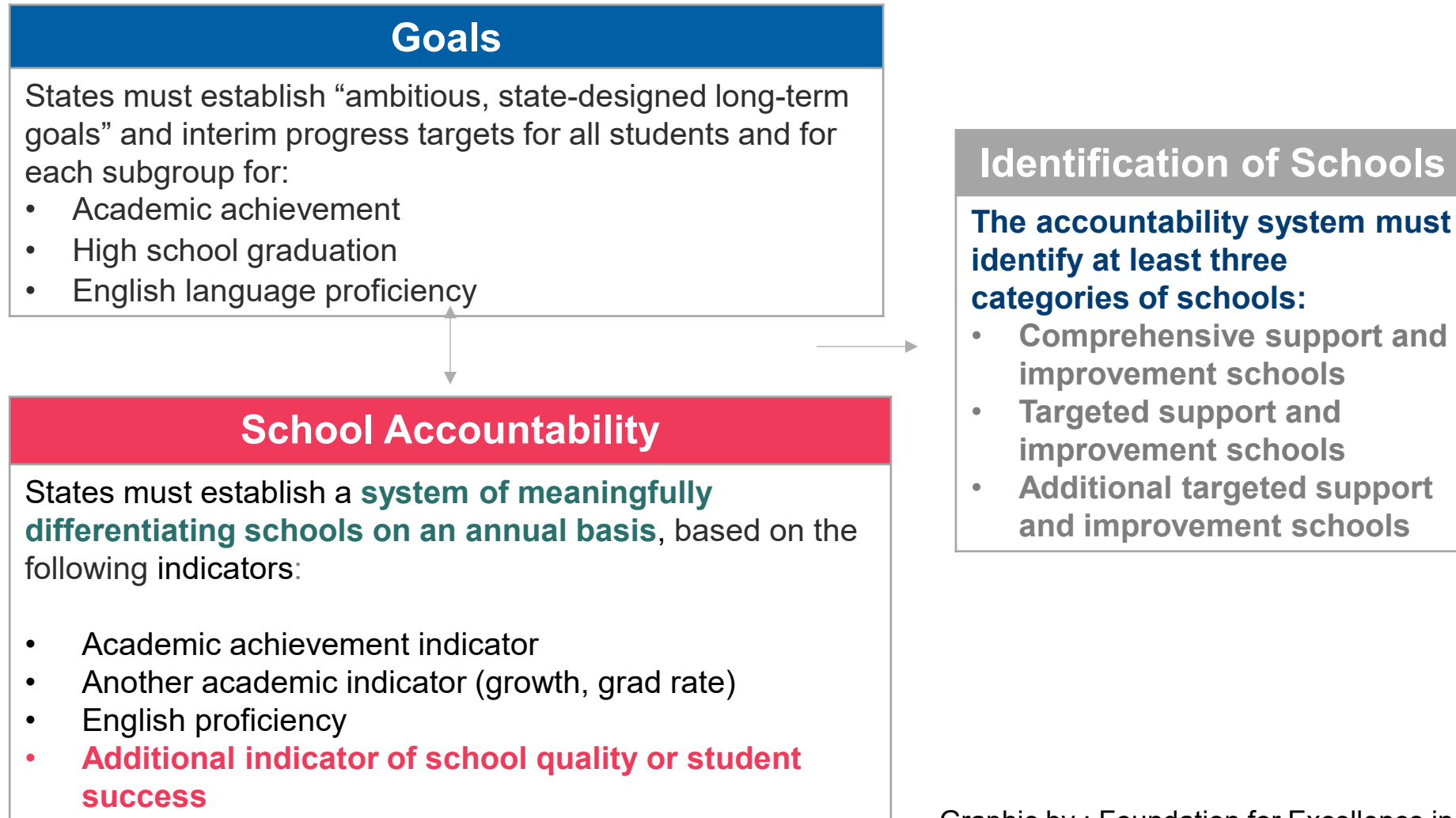


Informs the public on how well schools and districts are performing. Mississippi's accountability system considers how well students perform on state tests, whether students are showing improvement on those tests from year to year and whether students are graduating on time.



Drives behavior of schools and districts and influences planning and interim measures of performance. This results in consistent best practices and can be seen in improvements on both statewide assessments and standardized national assessments.

- Implement a single “A” through “F” school and school district accountability system
- Combine state and federal accountability systems into one federally approved system
- Establish five performance categories (A, B, C, D, & F)
- Incorporate a standards-based growth model
- Include the federally compliant 4-year graduation rate
- Increase standards when 75% of students are Proficient and/or when 65% of schools or districts earn a “B” or higher grade



Graphic by : Foundation for Excellence in Education

- **Proficiency/Performance** – Did the student meet expectations?
- **Growth** - Did the student improve as expected?
- **Participation** – Did the student participate in assessments/classes?
- **Graduation** – Did the student graduate on time and ready for employment, enrollment, or enlistment?

Indicators for High Schools and Districts – Prior to 2025-2026 SY

10

READING	MATH	OTHER SUBJECTS	GRADUATION 4-YEAR	ACCELERATION	COLLEGE & CAREER READINESS	ENGLISH LANGUAGE PROGRESS
Proficiency 95 PTS	Proficiency 95 PTS	Science Proficiency 47.5 PTS	4-year Cohort Rate 190 PTS	Performance 23.75 PTS	ACT Performance 47.5 PTS OR	Progress to Proficiency 50 PTS
Growth All Students 95 PTS	Growth All Students 95 PTS	U.S. History Proficiency 47.5 PTS		Participation 23.75 PTS	ACT WorkKeys Option 47.5 PTS	
Growth Lowest 25% 95 PTS	Growth Lowest 25% 95 PTS					

High Schools & Districts

1,000 possible points

READING (English Language Arts)	MATH	SCIENCE	ENGLISH LANGUAGE LEARNERS	GRADUATION IN 4 YEARS	READINESS INDEX
95 pts. Proficiency	95 pts. Proficiency	47.5 pts. Proficiency	50 pts. Progress to Proficiency	190 pts. 4-year cohort graduation rate	47.5 pts. Acceleration (advanced courses)
95 pts. Growth All Students	95 pts. Growth All Students				47.5 pts. Assessment (ACT/SAT/WorkKeys/ASVAB)
95 pts. Growth Lowest 25% of Students	95 pts. Growth Lowest 25% of Students				47.5 pts. Achievement (diploma endorsements, on-time & 5-yr graduates)

Grade	1,000 Point Districts	700 Point Schools	1,000 Point Schools
A	668	442	754
B	599	377	648
C	536	328	584
D	489	269	510
F	< 489	< 269	< 510

Grade	1,000 Point Districts	700 Point Schools	1,000 Point Schools
A	694	457	769
B	642	402	689
C	572	352	627
D	519	277	567
F	<519	<277	<567

Readiness

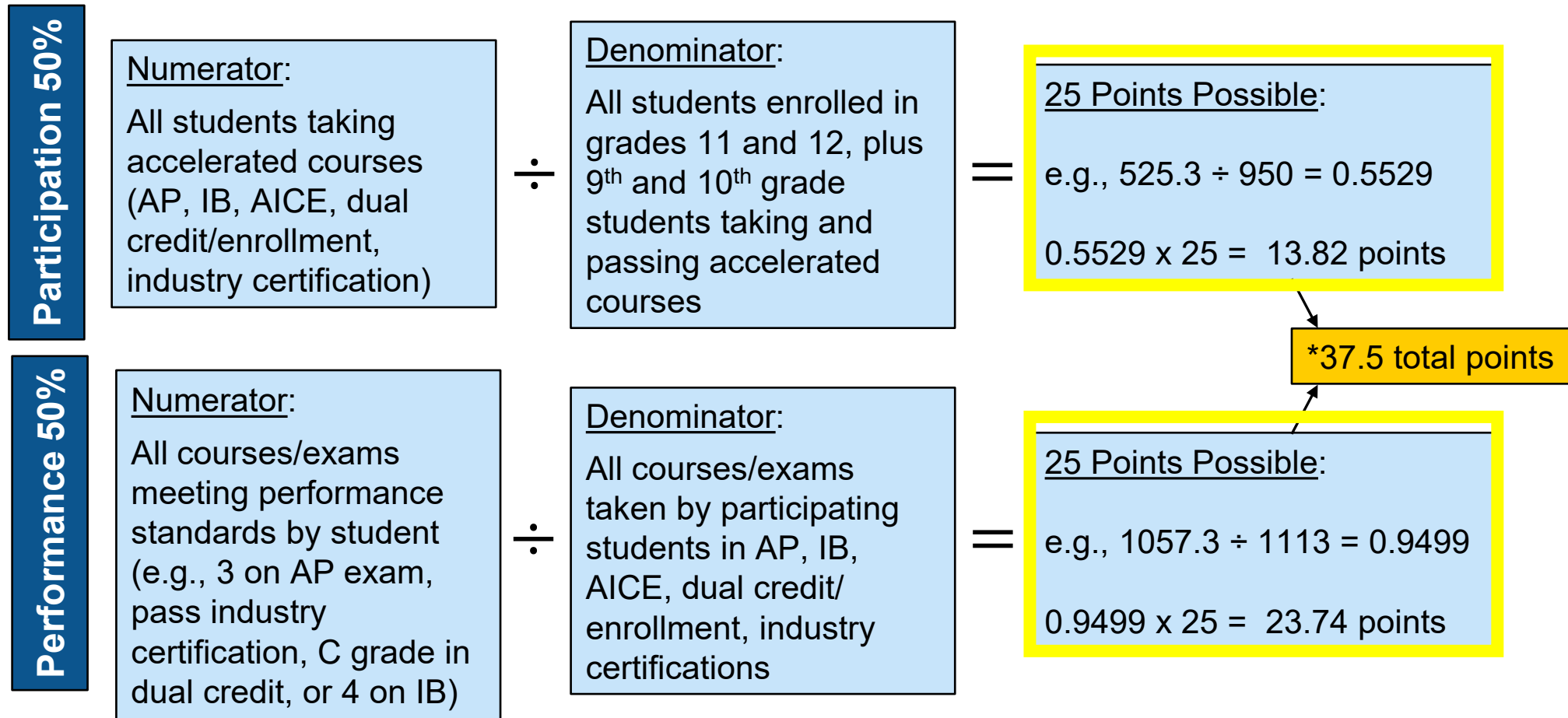
Readiness Index

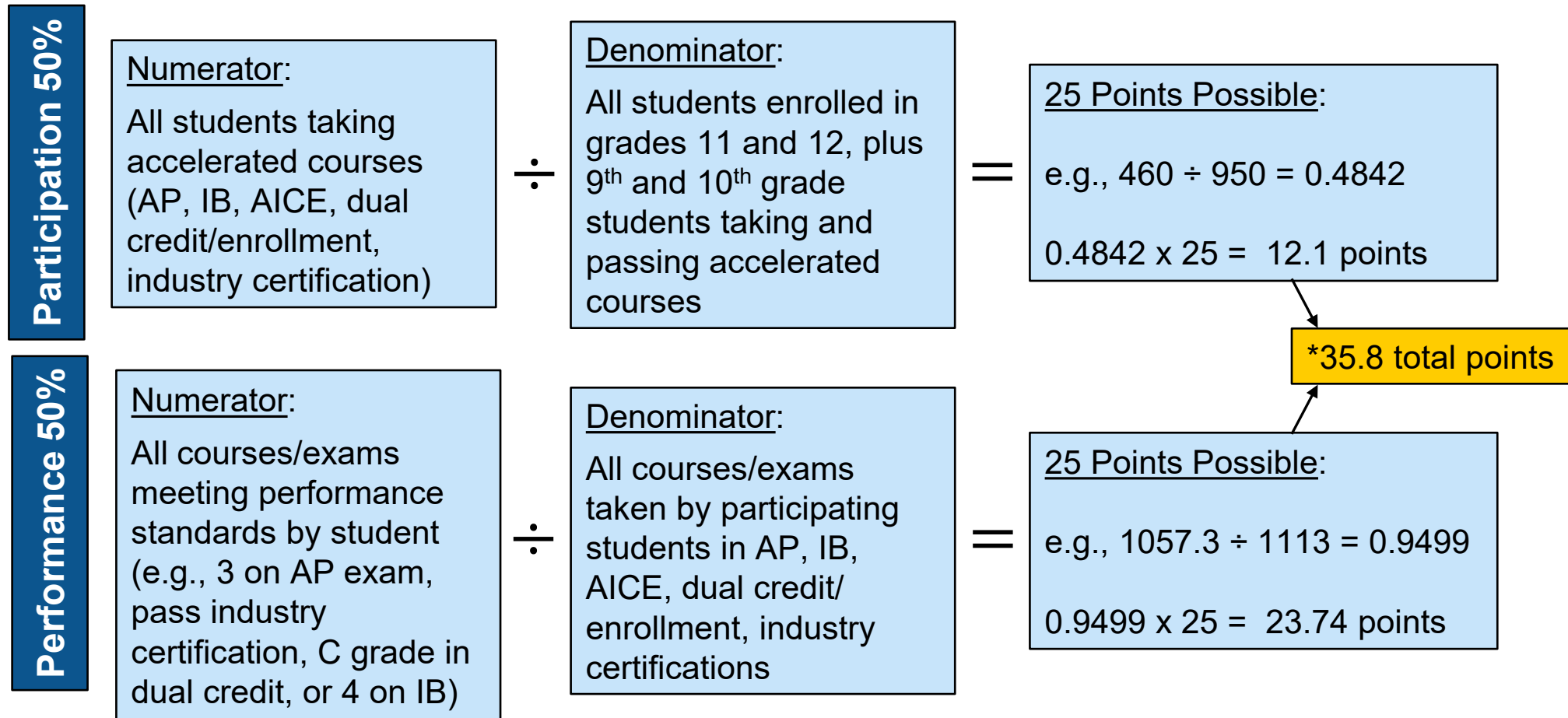
15

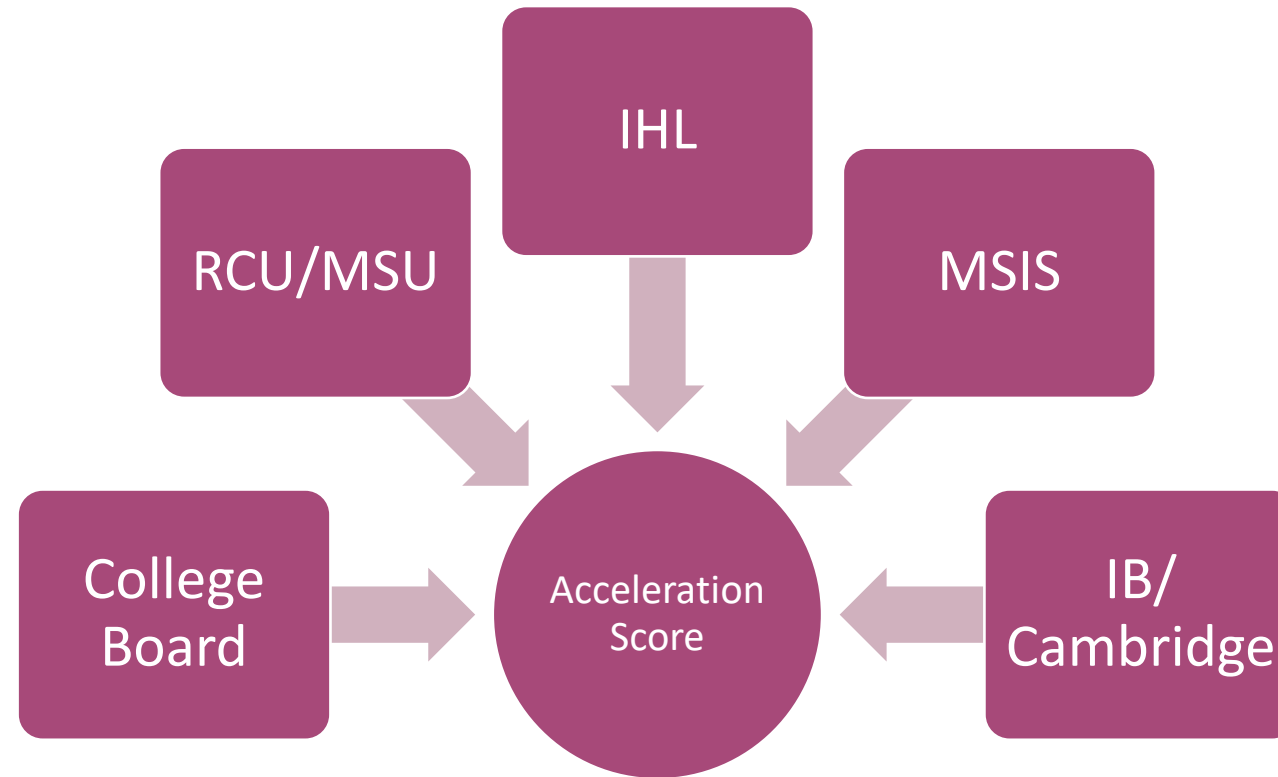
Acceleration	Participation Calculation – 25 Points			Performance Calculation – 25 Points		Maximum = 50
Achievement	0/1	.25/1	.5/1	.75/1	1/1	Maximum = 50
Students in Senior Snapshot	No qualifying completion	Approved diploma equivalency or 5th year traditional graduate	Traditional or Alternate Diploma	Diploma with Academic, CTE, or JROTC Endorsement	Distinguished Diploma	
Assessment	0/1	.25/1	.5/1	.75/1	1/1	Maximum = 50
Students in Senior Snapshot	No qualifying assessment score	ACT: 15-16 Superscore OR 850-929 SAT OR NCRC Bronze OR ASVAB 31-49	ACT: 17-19 Superscore OR 930-1039 SAT OR NCRC Silver OR ASVAB 50-64	ACT: 20-24 Superscore OR 1040-1209 SAT OR NCRC Gold OR ASVAB 65-92	ACT ≥ 25 Superscore OR SAT ≥ 1210 OR NCRC Platinum OR ASVAB ≥ 93	

Acceleration

Readiness







- Districts must enter associated courses in MSIS
- Dual Enrollment courses must also be dual credit and have an associated course entered in MSIS
- Summer coursework is not included in acceleration calculations
- Dual Credit and Industry Certification courses must be on the list of approved courses.
- The [State Workforce Investment Board \(SWIB\)](#) provides the State Board of Education annually with a list of nationally recognized industry certifications for use in the Mississippi statewide accountability system, in diploma endorsement requirements and for reimbursement in accordance with Miss. Code Ann. § 37-153-15.

The screenshot displays the MSIS (Mississippi Student Information System) Data Analytics dashboard. The interface includes a left sidebar with navigation options: Home, Data Submission, Reports, Data Analytics (highlighted with a red circle and the number 1), Data Input, and Provide Feedback. The top navigation bar shows 'Data Entry Download', 'Reports' (highlighted with a red circle and the number 2), and 'Certification Reports'. The main content area is titled 'Data Analytics' and features a 'Student' section with a grid of report tiles: 'Gifted Students', 'MSFF', 'Student Indicators', 'Student Schedules', and 'Teacher Schedules' (highlighted with a red circle and the number 3). The user profile 'Melissa Banks' is visible in the bottom left corner.

MSIS
MISSISSIPPI STUDENT INFORMATION SYSTEM

Marshall County School ...

Home

Data Submission

Reports

Data Analytics

Data Input

Provide Feedback

Melissa Banks

Data Analytics

Data Entry Download **Reports** Certification Reports

Student

Gifted Students	MSFF
Student Indicators	Student Schedules
Teacher Schedules	

LEA	School	School Year	Teacher Name	Course
All	All	All	All	All

Teacher Schedules

Last Refresh Date: 01/08/2025

LEA	School	Teacher Name	Classroom Position Type	Term/Semester	Period	Course	Course Section Identifier	Minutes	Carnegie Units	Program Code	Grades	Number of Students
Faulkner School District - 9920	Archie Manning Elementary School - 9920-008	Melissa Banks	Instructor of record	Full School Year	01	239901 - ENGLISH LANGUAGE ARTS - LANGUAGE ARTS - GRADES K-6	12345	150	0.00	0	01	19
					02	279901 - MATHEMATICS - CCR MATHEMATICS - GRADES K-6	12485	150	0.00	0	01	19
					03	409904 - SCIENCE - CCR - SCIENCE - GRADES K-4	12355	25	0.00	0	01	19
					04	459901 - SOCIAL STUDIES - GRADES K-6	20043	25	0.00	0	01	19
		Barbara Young	Instructor of record	Full School Year	01	409904 - SCIENCE - CCR - SCIENCE - GRADES K-4	30078	50	0.00	0	04	20
					02	409904 - SCIENCE - CCR -	30056	100	0.00	0	04	21

LEA	School	School Year	Teacher Name	Course
All	All	All	All	All

Teacher Schedules

Last Refresh Date: 01/08/2025

LEA	School	Teacher Name	Classroom Position Type	Term/Semester	Period	Course	Course Section Identifier	Minutes	Carnegie Units	Program Code	Grades	Number of Students
Faulkner School	Archie Manning	Melissa Banks	Instructor of record	Full School Year	01	239901 - ENGLISH LANGUAGE	12345	150	0.00	0	01	19

LEA	School	School Year	Teacher Name	Course
All	All	All	All	All

04	409901 - SOCIAL STUDIES - GRADES K-6	20043	25	0.00	0	01	19
01	409904 - SCIENCE - CCR - SCIENCE - GRADES K-4	30078	50	0.00	0	04	20
02	409904 - SCIENCE - CCR -	30056	100	0.00	0	04	21

State Course Code and Course Title

LEA	School	School Year	Teacher Name	Course
All	All	All	All	All

Teacher Schedules Last Refresh Date: 01/08/2025

LEA	School	Teacher Name	Classroom Position Type	Term/Semester	Period	Course	Course Section Identifier	Minutes	Carnegie Units	Program Code	Grades	Number of Students
Faulkner School District - 9920	Archie Manning Elementary School - 9920-008	Melissa Banks	Instructor of record	Full School Year	01	239901 - ENGLISH LANGUAGE ARTS - LANGUAGE ARTS - GRADES K-6	12345	150	0.00	0	01	19
					02	279901 - MATHEMATICS - CCR MATHEMATICS - GRADES K-6	12485	150	0.00	0	01	19
					03	409904 - SCIENCE - CCR - SCIENCE - GRADES K-4	12355	25	0.00	0	01	19
					04	459901 - SOCIAL STUDIES - GRADES K-6	20043	25	0.00	0	01	19
		Barbara Young	Instructor of record	Full School Year	01	409904 - SCIENCE - CCR - SCIENCE - GRADES K-4	30078	50	0.00	0	04	20
					02	409904 - SCIENCE - CCR -	30056	100	0.00	0	04	21

May see “Non-employed Staff”
These are SSNs in the SIS that do not match an employee in the personnel data.

Local course section number.
(Number may not be visible in your SIS.
This is necessary for submitting inactive course files.)

LEA	School	School Year	Teacher Name	Course
All	All	All	All	All

Teacher Schedules

Last Refresh Date: 01/08/2025

LEA	School	Teacher Name	Classroom Position Type	Term/Semester	Period	Course	Course Section Identifier	Minutes	Carnegie Units	Program Code	Grades	Number of Students
Faulkner School District - 9920	Archie Manning Elementary School - 9920-008	Melissa Banks	Instructor of record	Full School Year	01	239901 - ENGLISH LANGUAGE ARTS - LANGUAGE ARTS - GRADES K-6	12345	150	0.00	0	01	19
					02	279901 - MATHEMATICS - CCR MATHEMATICS - GRADES K-6	12485	150	0.00	0	01	19
					03	409904 - SCIENCE - CCR - SCIENCE - GRADES K-4	12355	25	0.00	0	01	19
					04	459901 - SOCIAL STUDIES - GRADES K-6	20043	25	0.00	0	01	19
		Barbara Young	Instructor of record	Full School Year	01	409904 - SCIENCE - CCR - SCIENCE - GRADES K-4	30078	50	0.00	0	04	20
					02	409904 - SCIENCE - CCR -	30056	100	0.00	0	04	21

Linked to Accreditation Standards

- [Procedures Manual for the State of MS Dual Enrollment & Accelerated Programs](#)
- [Industry Certifications for 2025-2026](#)

- Student A (11th grader) takes 3 DC courses. Passes all 3
 - Participation =
 - Performance =
- Student B (12th grader) takes 2 DC courses & 2 AP exams. Passes all 4
 - Participation =
 - Performance =

- Student A (11th grader) takes 3 DC courses. Passes all 3
 - Participation = 1/1
 - Performance = 3.2/3 (1+1.1+1.1)
- Student B (12th grader) takes 2 DC courses & 2 AP exams. Passes all 4
 - Participation = 1/1
 - Performance = 4.3/4 (1 + 1.1 + 1.1 + 1.1)

- Student C (10th grader) takes 1 AP course and does not pass the exam
 - Participation =
 - Performance =
- Student D (10th grader) takes 1 AP course & passes the exam
 - Participation =
 - Performance =

- Student C (10th grader) takes 1 AP course and does not pass the exam
 - Participation = N/A
 - Performance = N/A
- Student D (10th grader) takes 1 AP course & passes the exam
 - Participation = 1/1
 - Performance = 1/1

- Student E (12th grader) completes **only** Healthcare and Clinical services (Year 2)
 - Participation =
 - Performance =
- Student F (12th grader) takes all 10 ASE exams and passes 6
 - Participation =
 - Performance =

- Student E (12th grader) completes **only** Healthcare and Clinical Services (Year 2)
 - Participation = 0/1
 - Performance = N/A
- Student F (12th grader) takes all 10 ASE exams and passes 6
 - Participation = 1/1
 - Performance = 6.5/10 (1 + 1.1 + 1.1 + 1.1 + 1.1 + 1.1)

Assessment

Readiness

- 37,223 Mississippi graduates took the ACT.
- 95% of tested graduates took the ACT at least once through school-day testing.
- 78% tested more than once.
- 51% of ACT-tested high school graduates in Mississippi would *likely* earn a Silver NCRC or higher.
- **The average ACT Composite was 17.7.**

What's Changing



Reduced Number of Questions



Shortened Test Time



More Time Per Question



Reduced Answer Choices for Math Questions (5 to 4)



Science Test is Optional

What's Staying the Same



ACT Scale and Benchmarks Remain Unchanged



Prior Test Scores Will Remain Unchanged



No impact on Predicting First-Year College Success



Both Paper and Online Tests Still Offered



- **The Science section of the ACT is no longer a standard component of the National ACT; however, it is a standard component of the Spring 2026 State ACT administration.**

Key Enhancements: ACT Blueprint

	ACT - Legacy		ACT - Enhanced	
	Items	Total Time (Min)	Items	Total Time (Min)
English	75	45	50*	35
Math	60	60	45*	50
Reading	40	35	36*	40
Science	40	35	40*	40
Writing	1	40	1	40
Core ACT Administration**	215	175	131*	125

*Number includes embedded field-test items that do not contribute to score points.

**The core administration is the shortest administration of the test and results in a college-reportable Composite Score. The core administration for the legacy ACT is English, Math, Reading, and Science. The core administration for the enhanced ACT is English, Math, and Reading.



Key Enhancements: Composite Score

Legacy Composite
(EMRS)



All Students receive a STEM Score
+ Writing for an ELA Score

ACT

New Composite
(EMR)



+ Science for a STEM Score
+ Writing for an ELA Score

***Starting September 2025, ACT's new composite score will be comprised of the average of the English, Math, and Reading scores only. Science will still be reported but as a STEM score.**

Enhancements to the ACT Test: Superscores

What is an ACT Superscore?

- A Superscore is the average of your student's best scores from each subject from multiple test attempts.
- A Superscore is never lower than a single Composite score.

TEST DATE	ENGLISH SCORE	MATH SCORE	READING SCORE	SCIENCE SCORE	COMPOSITE SCORE
APRIL	19	20	23	21	21
JUNE	22	22	20	22	22
SEPTEMBER	20	23	21	21	21



***Legacy ACT (EMRS) section scores can be used in conjunction with the new ACT (EMR) section scores for Superscores.**

- [Testing Advice for the ACT - Exam Tips and Strategy | ACT](#)
- [ACT Math Calculator Tips | ACT](#)
- [ACT Practice Test Questions | ACT](#)
- [Free ACT Practice Tests and Prep | ACT](#)



ACT WorkKeys Curriculum

**HOLISTIC
DEVELOPMENT**
FOR WHERE THE WORLD
IS GOING



- Designed to help individuals develop essential job skills and prepare for the ACT WorkKeys assessments, which are crucial for career readiness.
- Aligned with the ACT WorkKeys National Career Readiness Certificate (NCRC) Assessments.
 - Applied Math, Graphic Literacy, and Workplace Documents must be successfully completed to earn NCRC.
- ACT WorkKeys courses are convenient, personalized, and help build career-relevant skills.

How NCRC aligns to employability skills

- NCRC measures skills relevant to
 - any occupation, at any level, and across ALL industries

Awarded at one of four levels:



Score Level - 3



Score Level - 4



Score Level - 5



Score Level - 6/7

Level of certificate is based on lowest score level earned on each of the three assessments

Students may re-test to increase their certificate level

- Prepare individuals to take other WorkKeys assessments:
 - Applied Technology
 - Business Writing
 - Workplace Observation

- Prepares individuals by addressing life and employability skills and tools:
 - Working in TEAMS
 - Interpersonal & Business Communication
 - Work Discipline
 - Customer Service
 - Problem Solving & Critical Thinking
 - Financial Awareness

- [ACT WorkKeys Sample Questions](#)
- [ACT WorkKeys Online Practice Test](#)
- [ACT Workforce Solutions - Job Seekers | ACT](#)
- [My Workkeys Access](#)

Student Access to MyWorkKeys.com

Students can view their scores online and print their own National Career Readiness Certificate starting **November 7, 2025**, by creating a free account at myworkkeys.com.

When creating an account, students provide the following five matching criteria:

- First name
- Last name
- Month of birth
- Day of birth
- Examinee ID

Students' scores and certificates will be available online indefinitely.

A Quick Start Guide is available on the myworkkeys.com login page. The guide contains instructions to create an account and information about sharing NCRC information with prospective employers.

Assessment	0/1	.25/1	.5/1	.75/1	1/1	Maximum = 50
Students in Senior Snapshot	No qualifying assessment score	ACT: 15-16 Superscore OR 850-929 SAT OR NCRC Bronze OR ASVAB 31-49	ACT: 17-19 Superscore OR 930-1039 SAT OR NCRC Silver OR ASVAB 50-64	ACT: 20-24 Superscore OR 1040-1209 SAT OR NCRC Gold OR ASVAB 65-92	ACT \geq 25 Superscore OR SAT \geq 1210 OR NCRC Platinum OR ASVAB \geq 93	

CCR Measure Includes:

50% ACT English (18) or
Reading (22) Benchmark

+

50% ACT Math (22)
Benchmark

OR

ACT WorkKeys Silver with
Career Pathway/Industry
Certification or ACT
WorkKeys Gold or Platinum



CCR Score by Student:

0.5 Point

+

0.5 Point

OR

1.0 Point

(Max 1 point/student)

Assessment	0/1	.25/1	.5/1	.75/1	1/1	Maximum = 50
Students in Senior Snapshot	No qualifying assessment score	ACT: 15-16 Superscore OR 850-929 SAT OR NCRC Bronze OR ASVAB 31-49	ACT: 17-19 Superscore OR 930-1039 SAT OR NCRC Silver OR ASVAB 50-64	ACT: 20-24 Superscore OR 1040-1209 SAT OR NCRC Gold OR ASVAB 65-92	ACT \geq 25 Superscore OR SAT \geq 1210 OR NCRC Platinum OR ASVAB \geq 93	

- *Districts will be allowed to report students' highest available superscores earned by the end of Month 9 of the students' senior year for use in the Assessment Readiness indicator.*
- *The reported superscore can be the legacy superscore or enhanced superscore.*
- ***Superscores should only be reported if the superscore was calculated by ACT and appeared in an ACT publication (score report, score file, or the student's MyACT account).***
- ***Districts may not submit a manually calculated superscore.***
- *Districts should maintain documentation to support updates to students' Assessment Readiness scores for audit purposes.*

Student	ACT Superscore	SAT Score	ASVAB	WorkKeys	Assessment Readiness Points*
A	14	---	---	Bronze	
B	28	1050	---	---	
C	18	---	65	Silver	
D	19	---	---	Gold	
E	23	---	---	Silver	
F	13	---	50	Bronze	
G	16	---	---	Silver	

*Each student can earn a maximum of 1 point.

Student	ACT Superscore	SAT Score	ASVAB	WorkKeys	Assessment Readiness Points*
A	14	---	---	Bronze	0.25
B	28	1050	---	---	1
C	18	---	65	Silver	0.75
D	19	---	---	Gold	0.75
E	23	---	---	Silver	0.75
F	13	---	50	Bronze	0.5
G	16	---	---	Silver	0.5

Achievement

Readiness

Achievement	0/1	.25/1	.5/1	.75/1	1/1	Maximum = 50
Students in Senior Snapshot	No qualifying completion	Approved diploma equivalency or 5th year traditional graduate	Traditional or Alternate Diploma	Diploma with Academic, CTE, or JROTC Endorsement	Distinguished Diploma *Includes CTE or JROTC endorsements with distinguished measures	


- **26.2** *The numerator for the Achievement measure of the Readiness indicator will be calculated per student with a score between 0 and 1 based on the withdrawal or completion status entered by June 30th of the Senior year*
- **26.3** *A diploma equivalency is defined for the purposes of 26.2 as a high school diploma equivalency issued by the school district, or successful completion of a high school diploma equivalency issued by the Mississippi Community College Board as reported directly to the MDE through the MIBEST program.*
- **26.5** *Distinguished Diploma includes a Distinguished Academic Diploma as defined in Appendix A-9, or a diploma with a CTE or JROTC endorsement as defined in Appendix A-7 in which the student also earns 28 credits, an overall GPA of 3.0 or greater, and a gold or platinum NCRC WorkKeys certificate.*

- The Senior Snapshot is used for the Achievement and Assessment subcomponents of College and Career Readiness (the denominator).
 - The Senior Snapshot is also used for high school participation rate calculations.
- Senior Snapshot = ALL students who have been enrolled in a Mississippi public school starting in month one (1) of the 10th grade and continuing **without interruption** until either the end of month 9 of the 12th grade or until a completion status is entered, whichever comes first

- **27.3** *Beginning with the 2025-2026 school year, students with a dropout status entered in month 9 or later of the 11th grade or at any time in the 12th grade will be included in Senior Snapshot in the same manner as a student with an early completion status.*

CTE or JROTC Endorsement	
ELA	4
Math	4
Science	3
Social Studies	3 ½
PE	½
Health	½
Tech/Comp Sci.	1
The Arts	1
College and Career Readiness	1
Electives	3 ½
CTE/ JROTC	4

26
Total
Credits




- Earn an overall GPA of 2.5
- Earn Silver level on ACT WorkKeys
- Must complete ONE of the following:
 - One academic or CTE Dual Credit course and earn a C or higher in course
 - Credit-bearing Work-Based Learning
 - Earn an SBE-approved national credential
 - One AP, IB, or Cambridge course aligned to career pathway, earn a C or higher in course, & take appropriate exam
 - NOCTI/JROTC Leadership and Employability Skills Credential

Achievement – Academic Endorsement (Appendix A-8)

59

Academic Endorsement	
ELA	4
Math	4
Science	3
Social Studies	3 ½
PE	½
Health	½
Tech/Comp Sci.	1
The Arts	1
College and Career Readiness	1
Electives	7 ½


26
Total
Credits



- Earn an overall GPA of 2.5
- Two (2) elective courses meet IHL College Preparatory Curriculum (CPC) requirements
- Must complete ONE of the following:
 - ACT subcores of 17 in English & 19 in Math
 - Enroll in Essentials of College Literacy & Essentials of College Math if subcore below 17 in English and 19 in Math
 - Meet postsecondary requirements for placement and are enrolled in ENG Comp I or College MAT College Algebra with a C or higher
 - SAT equivalency subscore
- Must complete ONE of the following:
 - One AP, IB, or Cambridge course, earn a C or higher in course, & take appropriate exam
 - One dual credit course earning a C or higher


Academic Endorsement	
ELA	4
Math	4
Science	4
Social Studies	4
PE	½
Health	½
Tech/Comp Sci.	1
The Arts	1
College and Career Readiness	1
Electives	8

28
Total
Credits




- Earn an overall GPA of 3.0
- Two (2) elective courses must meet IHL College Preparatory Curriculum (CPC) requirements
- Must successfully complete ONE of the following:
 - ACT subscores of 18 in English & 22 in Math
 - SAT equivalency subscore
- Must successfully complete ONE of the following:
 - One AP, IB, or Cambridge (AICE) course , earn a B or higher in course, & take appropriate exam
 - One dual credit course earning a B or higher

- Students may earn up to three (3) endorsements.
- Schools only receive credit for one endorsement.
- The Diploma with Endorsement Options and applicable seals can be found by scanning the QR code.



Achievement	0/1	.25/1	.5/1	.75/1	1/1	Maximum = 50
Students in Senior Snapshot	No qualifying completion	Approved diploma equivalency or 5th year traditional graduate	Traditional or Alternate Diploma	Diploma with Academic, CTE, or JROTC Endorsement	Distinguished Diploma *Includes CTE or JROTC endorsements with distinguished measures	

The Achievement indicator does NOT replace the 4-year cohort graduation rate component.



In More Detail

Accreditation Accountability Standards



Questions



Chat



Q&A



People



Raise



React

mdek12.org



MISSISSIPPI
DEPARTMENT OF
EDUCATION



Ma'Kesha Adams

Executive Director, Secondary Education

Office of Curriculum and Instruction

madams@mdek12.org

Dr. LaDewayne Harris

ACT Coordinator and English Content Specialist

Office of Student Assessment

laharris@mdek12.org

Timothy Scott

Director of Accountability Services

Office of District and School Performance

tscott@mdek12.org