

Alphabet Memory Pocket Chart

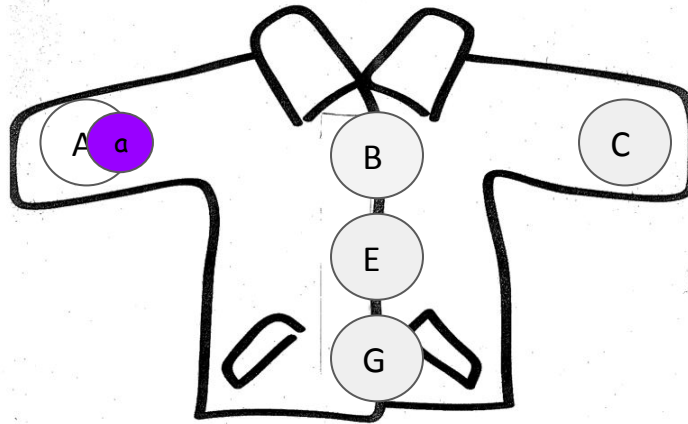
Materials:

- envelopes or library pockets
- poster board
- index cards

Can also be used for any matching game.



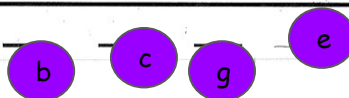
Button Up My Coat Game (can be used for any matching game.)



1. Roll number cube.




2. Match button game piece to the "buttonhole" on your coat.



Pattern Strips for Building Blocks

(shapes & straws)

Mount strips on colored paper, corresponding to difficulty. Ex. Level 1 on Blue, Level 2, on purple, etc.



Snapshots Camera for Building Blocks



Materials:

- Velcro
- file folder
- colored dot stickers
- small paper plates

School Bus Game

1. Make game pieces using children's pictures.
2. Children roll number cube.
3. Match the number of children "boarding" bus to the number on the cube. Keep rolling until bus is full, emptied.



Five Green & Speckled Frogs visual



Materials:

- paper towel tube
- construction paper

Make individual or for whole group.



Ten Frames for Building Blocks
(mount on cookie sheet or magnetic white board)



Pattern Block Game


1. Make game pieces using children's pictures.
2. Children roll number cube.
3. Match the shape landed on to the pattern template in center of board.
Differentiate by simpler/more difficult templates.





Pattern Block Cutouts

Directions: Duplicate these rhombuses on blue paper and cut apart.




Copyright © SRA/McGraw-Hill. Permission is granted to reproduce this page for classroom use.



Pattern Block Cutouts

Directions: Duplicate rhombuses triangles on tan paper and cut apart.




Copyright © SRA/McGraw-Hill. Permission is granted to reproduce this page for classroom use.




Pattern Block Cutouts

Directions: Duplicate these squares on orange paper and cut apart.



Pattern Block Cutouts

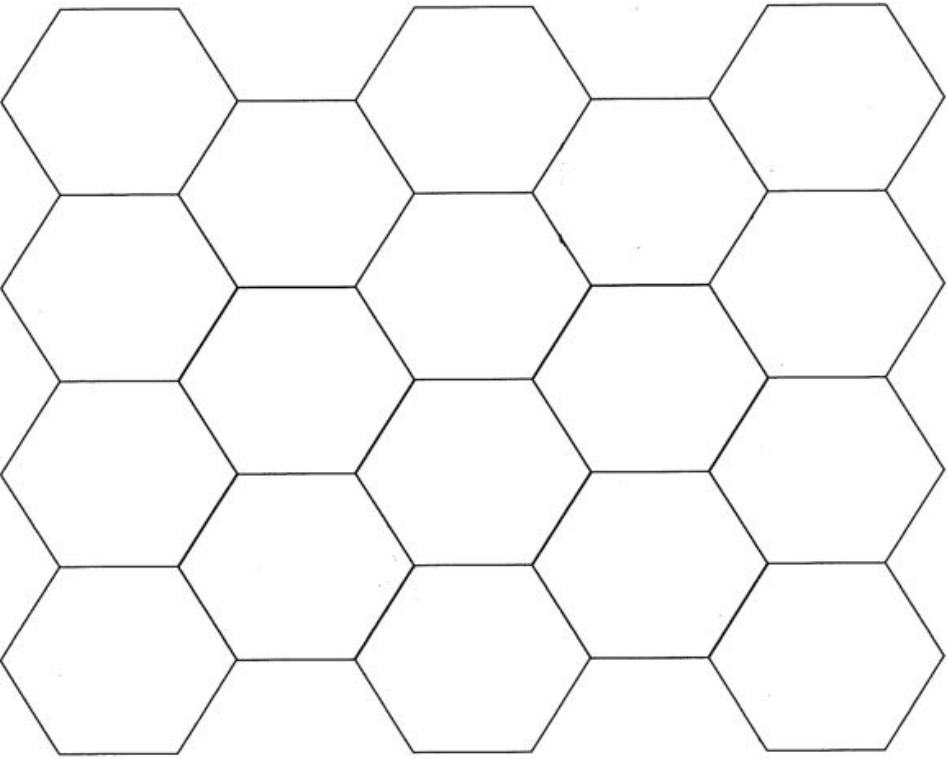
Directions: Duplicate these triangles on green paper and cut apart.





Pattern Block Cutouts

Directions: Duplicate these hexagons on yellow paper and cut apart.

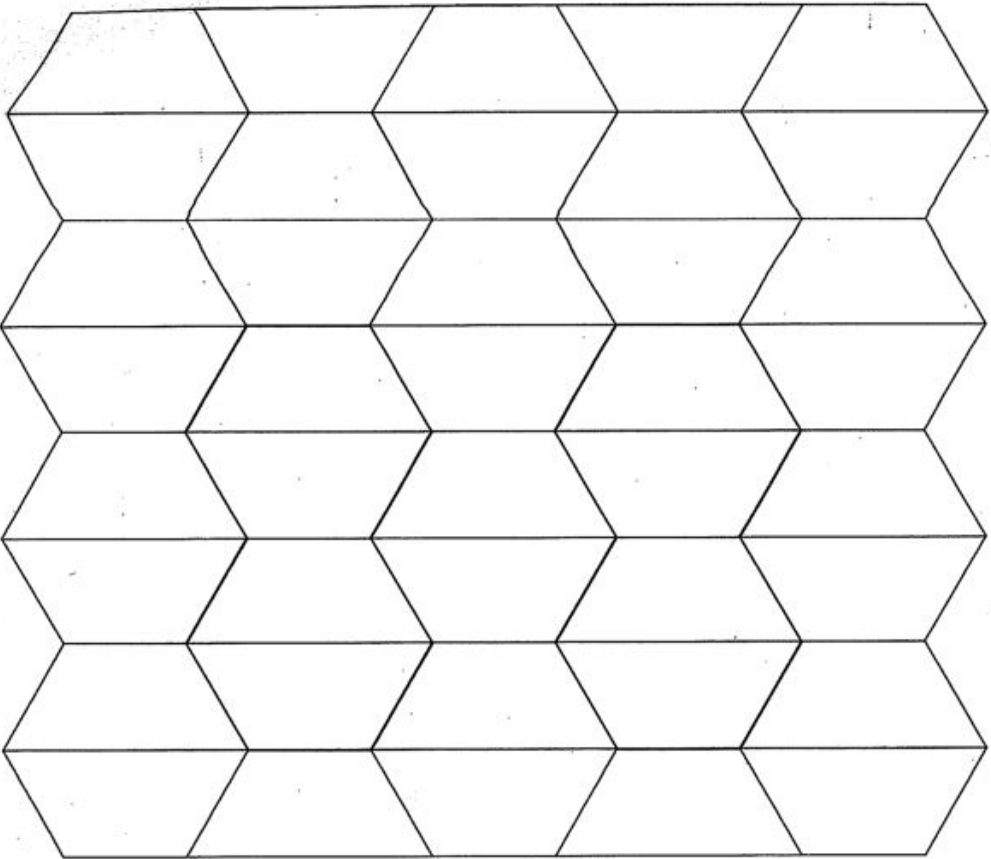


Copyright © SRA/McGraw-Hill. Permission is granted to reproduce this page for classroom use.



Pattern Block Cutouts

Directions: Duplicate these trapezoids on red paper and cut apart.



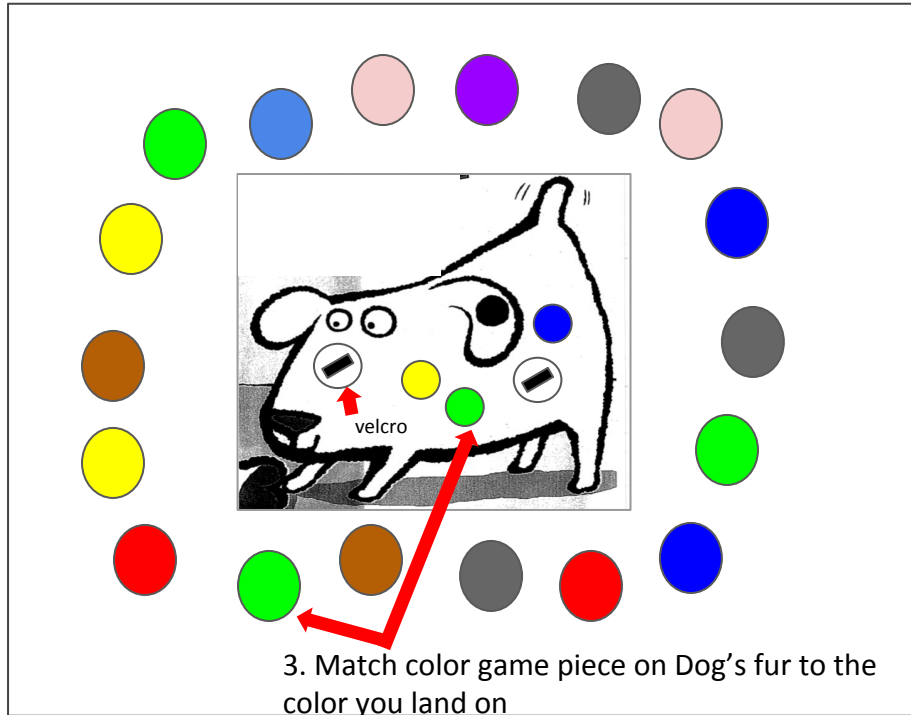
Copyright © SRA/McGraw-Hill. Permission is granted to reproduce this page for classroom use.

Dog's Colorful Day Game

Materials:

- Velcro
- poster board
- number cube
- game pieces using children's photos.

Make individual or group game boards.



1. Children can start on any color dot.

2. Roll number cube.



game pieces



4. Keep rolling the dice until Dog is covered.

5. After Dog is covered, roll the dice to "bathe" Dog and remove his spots.

