

# GEAR UP!

## Special Education

**MSIS** 

[mdek12.org](https://mdek12.org)



MISSISSIPPI  
DEPARTMENT OF  
EDUCATION

October 2024



## VISION

To create a world-class educational system that gives students the knowledge and skills to be successful in college and the workforce, and to flourish as parents and citizens



## MISSION

To provide leadership through the development of policy and accountability systems so that all students are prepared to compete in the global community



1

**ALL** Students Proficient and Showing Growth in All Assessed Areas



2

**EVERY** Student Graduates from High School and is Ready for College and Career



3

**EVERY** Child Has Access to a High-Quality Early Childhood Program

**EVERY** School Has Effective Teachers and Leaders

4



**EVERY** Community Effectively Uses a World-Class Data System to Improve Student Outcomes

5



**EVERY** School and District is Rated “C” or Higher

6





**REVIEW** development timeline

**IDENTIFY** data elements being collected

**EXPLORE** data quality and certification

# Data Collection

---



**Mississippi Student Information System**  
 Mississippi Student Information System : Special Education Student Update

File Interfaces Maintenance Modules Reports Security Query Block Help

Select District/School

District School

**Update Student Information**

Year IEP Date  
 2007 05-14-2008

Primary Disability  
 Specific Learning D

**Mississippi Student Information System**  
 Mississippi Student Information System : Child Find Update

File Interfaces Maintenance Modules Reports Security Query Block Help

Select District/School Select Student Update Student

School Year	District	School	MSIS ID	Last Name	First Name	MI	SSN
2011							

Grade

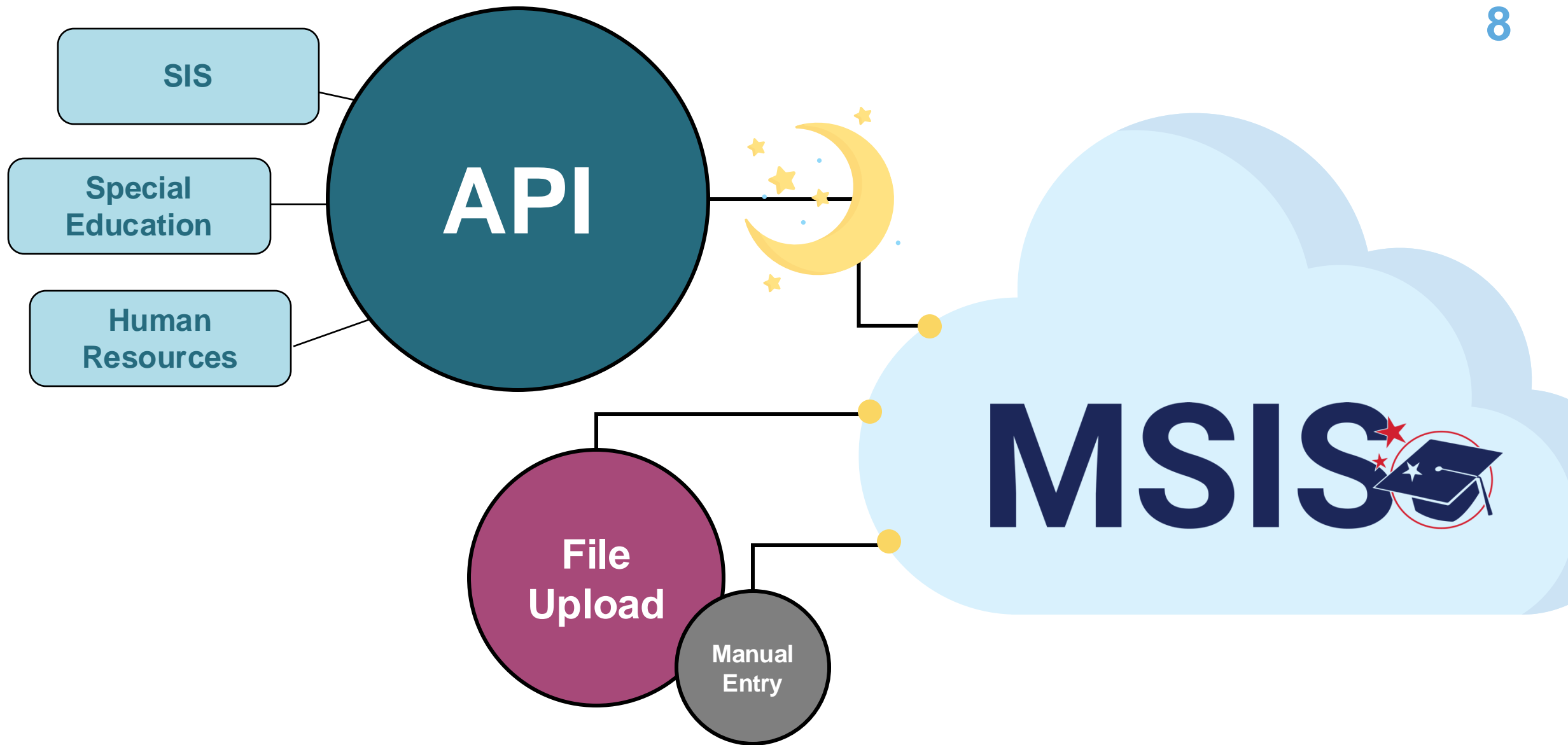
Birthdate	Level	Race	SpecED Ind	Part C to B	Inter. Ref.
			Y	N	N

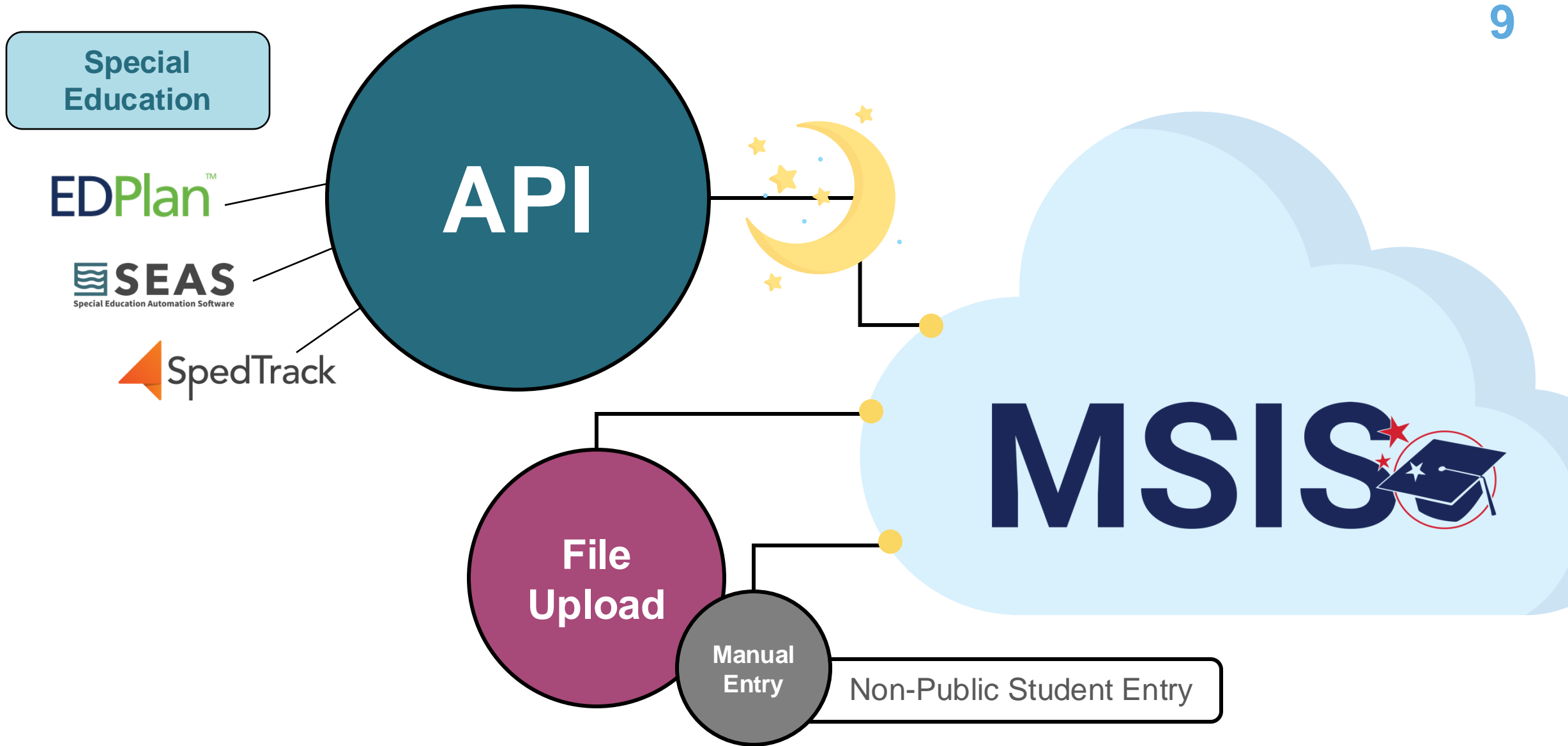
Non-Initial (Please select)

MET Referral Date MET Response MET Response Date  
 08-29-2011 Referred for Comprehensive Assessment 11-01-2011

Parental Consent To Evaluate	Parental Consent To Evaluate Date	Evaluation Date	Eligibility Decision	Eligibility Decision Date	Parent Permission to Serve	IEP Date
Yes	12-10-2011	02-20-2012	Yes	02-20-2012	Yes	03-30-2012

Allowable Exception







# MSIS

File  
Upload

Data Quality  
Dashboard

Non-Public  
Student Entry

Initial  
Reports



**Available in Early November**

Begin with Roster (Child Count) and continue to work on others for the rest of the school year

# EDPlan<sup>TM</sup>



**Test data has been received and development is on track.**

**API ready for SPED Roster at a minimum**



## Testing API

**File Exports available while API is in development**



Testing API



# Questions?

# Data Elements

---

	A	B
1	<b>Refer to Element Details and Definitions document for specific definitions and field options</b>	
2	<b>Each tab must be saved as a separate CSV file and uploaded via MSIS</b>	
3		
4		
5	<b>Special Education Student Roster (One record for every special education student being served or exiting services)</b>	
6	School Year	Last year of School Year (Ex: 2024-2025 = 2025)
7	LEA Identification System	"SEA" for all records
8	LEA Identifier	4 digit district number, include leading zeros
9	School Identification System	"SEA" for all records
10	School Identifier	4 digit district number and 3 digit school number separated by hyphen. Include lea
11	Student Identifier	MSIS ID
12	Primary Disability Type	Primary Disability
13	Secondary Disability Type	Secondary Disability
14	Exit Date	Date services discontinued
15	SCD Indicator	Yes/No
16	LRE Early Childhood	Early Childhood LRE
17	LRE School Age	School Age LRE
18		
19	<b>Special Education Early Learning Outcomes (One record for every special education student ages 3-5)</b>	
20	School Year	Last year of School Year (Ex: 2024-2025 = 2025)
21	LEA Identification System	"SEA" for all records
22	LEA Identifier	4 digit district number, include leading zeros
23	School Identification System	"SEA" for all records
24	School Identifier	4 digit district number and 3 digit school number separated
25	Student Identifier	MSIS ID
26	Outcome A Progress	Outcome A Progress Indicator
27	Outcome B Progress	Outcome B Progress Indicator
28	Outcome C Progress	Outcome C Progress Indicator
29	Outcome A Entry Score	Outcome A Entry Score
30	Outcome A Entry Score Date	Outcome A Entry Score Date

**MSIS** | DATA DOMAIN MAPPING

DOMAIN: SPECIAL EDUCATION | General Information

All data elements will be collected via API from Special Education package. If district does not have a Special Education package, the district will provide data elements via file upload.

Element Name	Definition	MDE Definition/ Additional Information	MDE Option Set	Legacy collection
Local Education Agency Identification System	A coding scheme that is used for identification and record-keeping purposes by schools, social services, or other agencies to refer to a local education agency.	"SEA" for all records.	SEA - State Education Agency assigned number	MSD File
Local Education Agency Identifier	A unique number or alphanumeric code assigned to a local education agency by a school system, a state, or other agency or entity.		None	MSD File
School Identification System	A coding scheme that is used for identification and record-keeping purposes by schools, social services, or other agencies to refer to an institution.	"SEA" for all records.	SEA - State Education Agency assigned number	MSD File
School	A unique number or alphanumeric		None	MSD File

**MSIS** Special Education | FILE UPLOAD

**Special Education File Layout Spreadsheet**

Spreadsheet tabs include:

- File Layouts (Start Here)
- Student Roster (p. 2)
- Early Learning Outcomes (p. 6)
- Evaluation Data (p. 9)
- IEP Data (p. 12)
- Related Services (p. 22)
- Accommodations (p. 27)

Updated April 2023

**MSIS** LEGACY LRE Mapping

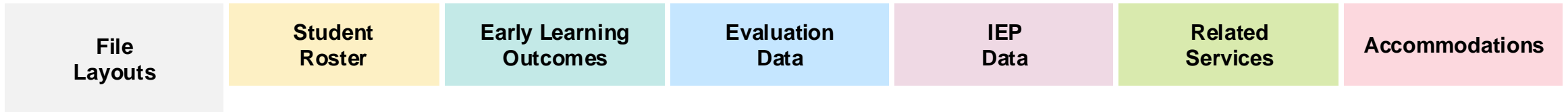
LRE | MSIS Educational Environment for Early Childhood

Legacy Code	Definition	MSIS 2.0 Code	Definition
PL	Regular program less than ten (10) hours per week and served in another location	REC09YOTHLOC	Other location regular early childhood program (less than 10 hours)
PJ	Regular program ten (10) or more hours per week and served in another location	REC10YOTHLOC	Other location regular early childhood program (at least 10 hours)
PK	Regular program less than ten (10) hours per week and served in the regular program	REC09YSVCS	Services regular early childhood program (less than 10 hours)
PI	Regular program ten (10) or more hours per week and served in the regular program	REC10YSVCS	Services regular early childhood program (at least 10 hours)
PG	Separate Class	SC	Separate special education class
PF	Separate School	SS	Separate school
PE	Residential Facility	RF	Residential Facility
PC	Home	H	Home
PH	Service Provider Location	SPL	Service provider or other location not in any other category

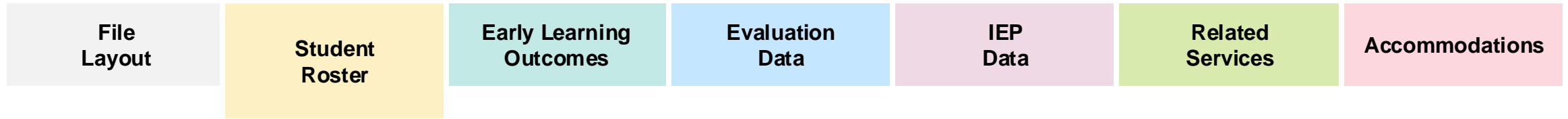
	A	B
1	<b>Refer to Element Details and Definitions document for specific definitions and field options</b>	
2	<b>Each tab must be saved as a separate CSV file and uploaded via MSIS</b>	
3		
4		
5	<b>Special Education Student Roster (One record for every special education student being served or exiting services)</b>	
6	School Year	Last year of School Year (Ex: 2024-2025 = 2025)
7	LEA Identification System	"SEA" for all records
8	LEA Identifier	4 digit district number, include leading zeros
9	School Identification System	"SEA" for all records
10	School Identifier	4 digit district number and 3 digit school number seperated by hyphen. Include leading zeros
11	Student Identifier	MSIS ID
12	Primary Disability Type	Primary Disability
13	Secondary Disability Type	Secondary Disability
14	Exit Date	Date services discontinued
15	SCD Indicator	Yes/No
16	LRE Early Childhood	Early Childhood LRE
17	LRE School Age	School Age LRE
18		
19	<b>Special Education Early Learning Outcomes (One record for every special education student ages 3-5)</b>	
20	School Year	Last year of School Year (Ex: 2024-2025 = 2025)
21	LEA Identification System	"SEA" for all records
22	LEA Identifier	4 digit district number, include leading zeros
23	School Identification System	"SEA" for all records
24	School Identifier	4 digit district number and 3 digit school number seperated by hyphen. Include leading zeros
25	Student Identifier	MSIS ID
26	Outcome A Progress	Outcome A Progress Indicator
27	Outcome B Progress	Outcome B Progress Indicator
28	Outcome C Progress	Outcome C Progress Indicator
29	Outcome A Entry Score	Outcome A Entry Score
30	Outcome A Entry Score Date	Outcome A Entry Score Date

[https://www.mdek12.org/sites/default/files/Offices/MDE/OTSS/MSIS2/DomainMap/SPED/sped\\_file\\_layout\\_example.xlsx](https://www.mdek12.org/sites/default/files/Offices/MDE/OTSS/MSIS2/DomainMap/SPED/sped_file_layout_example.xlsx)





**General overview of the file layout.**



General information for every special education student.

**Replaces: Manual Entry**

Special Ed Student Update Screen

School Year

LEA Identifier

School Identifier

Student Identifier

Primary Disability Type

Secondary Disability Type

Exit Date

SCD Indicator

LRE Early Childhood

LRE School Age

School Year

School Year

LEA Identifier

4-digit LEA number

School Identifier

4-digit LEA number +  
3-digit school number

Student Identifier

MSIS ID

School Year

LEA Identifier

School Identifier

Student Identifier

Primary Disability Type

Review option set

Secondary Disability Type

Review option set

Element Name	Definition	MDE Definition/ Additional Information	MDE Option Set
<p><b>Primary Disability Type</b></p>	<p>The major or overriding disability condition that best describes a person's impairment.</p>	<p>Primary Eligibility</p>	<p><b>AUT</b> - Autism  <b>DB</b> - Deaf-blindness  <b>DD</b> - Developmental delay  <b>EMN</b> - Emotional disturbance  <b>HI</b> - Hearing impairment  <b>ID</b> - Intellectual Disability  <b>MD</b> - Multiple disabilities  <b>OI</b> - Orthopedic impairment  <b>OHI</b> - Other health impairment  <b>SLD</b> - Specific learning disability  <b>SLI</b> - Speech or language impairment  <b>TBI</b> - Traumatic brain injury  <b>VI</b> - Visual impairment</p>

**AU is now AUT**

**EMD is now EMN**

**LS is now SLI**

**MSIS** DATA DOMAIN MAPPING

DOMAIN: SPECIAL EDUCATION General Information

All data elements will be collected via API from Special Education package. If district does not have a Special Education package, the district will provide data elements via file upload.

Element Name	Definition	MDE Definition/ Additional Information	MDE Option Set	Legacy collection
Local Education Agency Identification System	A coding scheme that is used for identification and record keeping purposes by schools, social services, or other agencies to refer to a local education agency.	"SEA" for all records.	SEA - State Education Agency assigned number	MSD File
Local Education Agency Identifier	A unique number or alphanumeric code assigned to a local education agency by a school system, a state, or other agency or entity.		None	MSD File
School Identification System	A coding scheme that is used for identification and record keeping purposes by schools, social services, or other agencies to refer to an institution.	"SEA" for all records.	SEA - State Education Agency assigned number	MSD File
School Identifier	A unique number or alphanumeric code assigned to an institution by a school, school system, a state, or other agency or entity.		None	MSD File
Student Identifier	A unique number or alphanumeric code assigned to a student by a school, school system, a state, or other agency or entity.	MSIS ID	None	MSD File

Element Name	Definition	MDE Definition/ Additional Information	MDE Option Set
<b>Disability Condition Type</b>	Codes identifying the set of disability conditions.	Secondary Eligibility	<p><b>00</b> - No disability or impairment known or reported</p> <p><b>01</b> - Blindness or Visual Impairment</p> <p><b>02</b> - Cerebral Palsy</p> <p><b>03</b> - Chronic Illness</p> <p><b>04</b> - Deafness or Hearing Impairment</p> <p><b>05</b> - Drug or Alcohol Addiction</p> <p><b>06</b> - Emotionally/Psychologically Disabled: e.g., schizophrenia or depression</p> <p><b>07</b> - Epilepsy or Seizure Disorders</p> <p><b>08</b> - Intellectual Disability</p> <p><b>09</b> - Orthopedic Impairment</p> <p><b>10</b> - Specific learning disability</p> <p><b>11</b> - Speech or Language impairment</p> <p><b>99</b> - Other type of impairment</p>

Currently use the same code as the primary disability except to report Speech (11).

**MSIS** DATA DOMAIN MAPPING

DOMAIN: SPECIAL EDUCATION General Information

All data elements will be collected via API from Special Education package. If district does not have a Special Education package, the district will provide data elements via file upload.

Element Name	Definition	MDE Definition/ Additional Information	MDE Option Set	Legacy collection
Local Education Agency Identification System	A coding scheme that is used for identification and record keeping purposes by schools, social services, or other agencies to refer to a local education agency.	"SEA" for all records.	SEA - State Education Agency assigned number	MSD File
Local Education Agency Identifier	A unique number or alphanumeric code assigned to a local education agency by a school system, a state, or other agency or entity.		None	MSD File
School Identification System	A coding scheme that is used for identification and record keeping purposes by schools, social services, or other agencies to refer to an institution.	"SEA" for all records.	SEA - State Education Agency assigned number	MSD File
School Identifier	A unique number or alphanumeric code assigned to an institution by a school, school system, a state, or other agency or entity.		None	MSD File
Student Identifier	A unique number or alphanumeric code assigned to a student by a school, school system, a state, or other agency or entity.	MSIS ID	None	MSD File



School Year

LEA Identifier

School Identifier

Student Identifier

Primary Disability Type

Secondary Disability Type

Exit Date

Date services discontinued

SCD Indicator

Yes/No

School Year

LEA Identifier

School Identifier

Student Identifier

Primary Disability Type

Secondary Disability Type

Exit Date

SCD Indicator

LRE Early Childhood

Review option set

LRE School Age

Review option set

## MSIS LEGACY LRE Mapping

### LRE | MSIS Educational Environment for Early Childhood

Legacy Code	Definition	MSIS 2.0 Code	Definition
PL	Regular program less than ten (10) hours per week and served in another location	REC09YOTHLOC	Other location regular early childhood program (less than 10 hours)
PJ	Regular program ten (10) or more hours per week and served in another location	REC10YOTHLOC	Other location regular early childhood program (at least 10 hours)
PK	Regular program less than ten (10) hours per week and served in the regular program	REC09YSVCS	Services regular early childhood program (less than 10 hours)
PI	Regular program ten (10) or more hours per week and served in the regular program	REC10YSVCS	Services regular early childhood program (at least 10 hours)
PG	Separate Class	SC	Separate special education class
PF	Separate School	SS	Separate school
PE	Residential Facility	RF	Residential Facility
PC	Home	H	Home
PH	Service Provider Location	SPL	Service provider or other location not in any other category

## EARLY CHILDHOOD

Legacy Code	Definition	MSIS 2.0 Code	Definition
PL	Regular program less than ten (10) hours per week and served in another location	<b>REC09YOTHLOC</b>	<b>Other location regular early childhood program (less than 10 hours)</b>
PJ	Regular program ten (10) or more hours per week and served in another location	<b>REC10YOTHLOC</b>	<b>Other location regular early childhood program (at least 10 hours)</b>
PK	Regular program less than ten (10) hours per week and served in the regular program	<b>REC09YSVCS</b>	<b>Services regular early childhood program (less than 10 hours)</b>
PI	Regular program ten (10) or more hours per week and served in the regular program	<b>REC10YSVCS</b>	<b>Services regular early childhood program (at least 10 hours)</b>

## EARLY CHILDHOOD

Legacy Code	Definition	MSIS 2.0 Code	Definition
PG	Separate Class	<b>SC</b>	<b>Separate special education class</b>
PF	Separate School	<b>SS</b>	<b>Separate school</b>
PE	Residential Facility	<b>RF</b>	<b>Residential Facility</b>
PC	Home	<b>H</b>	<b>Home</b>
PH	Service Provider Location	<b>SPL</b>	<b>Service provider or other location not in any other category</b>

## SCHOOL AGE

Legacy Code	Definition	MSIS 2.0 Code	Definition
SA	Inside general education class 80% or more of the day	<b>RC80</b>	Inside regular class 80% or more of the day
SB	Inside general education class 40% to 79% of the day	<b>RC79TO40</b>	Inside regular class 40% through 79% of the day
SC	Inside general education class less than 40% of the day	<b>RC39</b>	Inside regular class less than 40% of the day
SD	Separate School	<b>SS</b>	Separate school

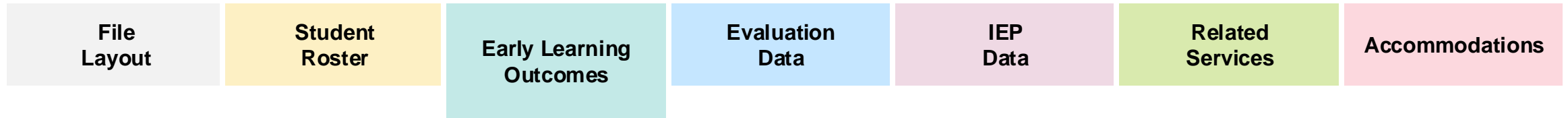
## SCHOOL AGE

Legacy Code	Definition	MSIS 2.0 Code	Definition
SF	Residential facility	<b>RF</b>	Residential facility
SH	Home-Hospital	<b>HH</b>	Homebound/hospital
SI	Correctional facility	<b>CF</b>	Correctional facility
SJ	Parentally placed in private school	<b>PPPS</b>	Parentally placed in private school



# Questions?





Collects progress indicators, entry scores, and exit scores for Early Learning Outcomes A, B, and C.

**Replaces: Manual Entry**

Special Ed Student Update Screen

Outcome A Progress

Outcome A  
Entry Score

Outcome A  
Entry Score Date

Outcome A  
Entry Time Point

Outcome A  
Exit Score

Outcome A  
Exit Score Date

Outcome A  
Exit Time Point

**Repeated for Outcomes B and C**

## Outcome A Progress

Progress Indicator (Y/N)

Outcome A  
Progress

Outcome A  
Entry Score

01 - Does not show functioning expected at age - does not include immediate foundational skills  
02 - Occasionally uses immediate foundational skills across settings and situations  
03 - Does not show functioning expected at age - uses immediate foundational skills  
04 - Shows occasional age-appropriate functioning across settings and situations....

See **Data Domain Mapping** for full list

Outcome A  
Entry Score Date

Outcome A  
Entry Time Point

Baseline for all records

Outcome A  
Progress

Outcome A  
Entry Score

Outcome A  
Entry Score Date

Outcome A  
Entry Time Point

Outcome A  
Exit Score

Outcome A  
Exit Score Date

Outcome A  
Exit Time Point

See Entry Score  
options

At Exit for all records

**Repeated for Outcomes B and C**



# Questions?



Collects information about evaluations and eligibility.

**Replaces: Manual Entry**

Child Find Screen

Consent to Evaluate Date

Consent to Evaluation

Eligibility  
Decision

Eligibility Evaluation  
Date

Eligibility Determination  
Date

Parent Permission to Serve

IEP Authorization Document Type

Timeliness Reason



## Consent to Evaluate Date

Parent permission to test date

## Consent to Evaluation

Parent permission to test (Y/N)

Consent to Evaluate Date

Consent to Evaluation

Eligibility  
Decision

Yes/No

Eligibility  
Determination Date

Eligibility Evaluation  
Date

Consent to Evaluate Date

Consent to Evaluation

Eligibility  
Decision

Eligibility  
Determination Date

Eligibility Evaluation  
Date

Parent Permission to Serve

Yes/No

IEP Authorization Document Type

Placement

Consent to Evaluate Date

Consent to Evaluation

Eligibility  
Decision

Eligibility  
Determination Date

Eligibility Evaluation  
Date

Parent Permission to Serve

IEP Authorization Document Type

Timeliness Reason

Review option set

Element Name	Definition	MDE Definition/ Additional Information	MDE Option Set
<b>Indicator 11 Child Find Timeliness Reason</b>	The reason a student's initial evaluation was or was not timely.	Reason evaluation was not completed within timeframe	<b>1000</b> - Parent/guardian repeatedly failed to produce student for evaluation <b>1001</b> - Student moved during process <b>1002</b> - Specific Learning Disability written mutual agreement <b>1003</b> - Accepted out-of-state evaluation <b>1004</b> - Ruled in a prior school year <b>1005</b> - Timeline began in a previous district <b>1006</b> - Professionals needed to complete the evaluation were not available <b>1007</b> - Personnel required to be present for the IEP completion were not available <b>1008</b> - External reports not available <b>1009</b> - Parent/guardian withdrew or refused consent to evaluate <b>1010</b> - Student died <b>1011</b> - Evaluation completed in expected time <b>9999</b> - Other Not Timely

- Currently:**
- Parent repeatedly failed to produce child for evaluation
  - Child moved during process
  - SLD written mutual agreement

**MSIS** DATA DOMAIN MAPPING

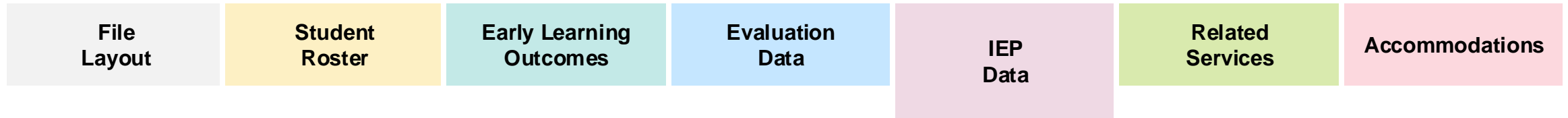
DOMAIN: SPECIAL EDUCATION General Information

All data elements will be collected via API from Special Education package. If district does not have a Special Education package, the district will provide data elements via file upload.

Element Name	Definition	MDE Definition/ Additional Information	MDE Option Set	Legacy collection
Local Education Agency Identification System	A coding scheme that is used for identification and record keeping purposes by schools, social services, or other agencies to refer to a local education agency.	"SEA" for all records.	SEA - State Education Agency assigned number	MSD File
Local Education Agency Identifier	A unique number or alphanumeric code assigned to a local education agency by a school system, a state, or other agency or entity.		None	MSD File
School Identification System	A coding scheme that is used for identification and record keeping purposes by schools, social services, or other agencies to refer to an institution.	"SEA" for all records.	SEA - State Education Agency assigned number	MSD File
School Identifier	A unique number or alphanumeric code assigned to an institution by a school, school system, a state, or other agency or entity.		None	MSD File
Student Identifier	A unique number or alphanumeric code assigned to a student by a school, school system, a state, or other agency or entity.	MSIS ID	None	MSD File



# Questions?



Collects information from the student's IEP.

## New Collection

Some elements were collected on the Special Ed Student Update Screen

Progress Report Frequency will not be collected 24-25SY. Leave this column blank!

IEP Implementation Date

Projected Annual Review Date

Projected End Date

IEP Committee Meeting Date

Projected Re-evaluation Date

Procedural Safeguards Notice Indicator

Student Invitation for Transition Planning

Agency Invitation for Transition Planning

Behavior Intervention Indicator

FBA Date

BIP Development Date

BIP Implementation Date

BIP Revision Date

IEP Signed Indicator

IEP Signed Date

Evaluations Needed (1-5)



IEP Implementation Date

Projected Annual Review Date

Projected End Date

IEP Implementation Date

Projected Annual Review Date

Projected End Date

IEP Committee Meeting Date

Projected Re-evaluation Date

Procedural Safeguards Notice Indicator

Yes/No

IEP Implementation Date

Projected Annual Review Date

Projected End Date

IEP Committee Meeting Date

Projected Re-evaluation Date

Procedural Safeguards Notice Indicator

Student Invitation for Transition Planning

Agency Invitation for Transition Planning

Yes/No Student was invited to IEP Meeting for transition

Yes/No Participating Agency was invited to IEP Meeting for transition

IEP Implementation Date

Projected Annual Review Date

Projected End Date

IEP Committee Meeting Date

Projected Re-evaluation Date

Procedural Safeguards Notice Indicator

Student Invitation for Transition Planning

Agency Invitation for Transition Planning

Behavior Intervention Indicator

FBA Date

Yes/No

IEP Implementation Date

Projected Annual Review Date

Projected End Date

IEP Committee Meeting Date

Projected Re-evaluation Date

Procedural Safeguards Notice Indicator

Student Invitation for Transition Planning

Agency Invitation for Transition Planning

Behavior Intervention Indicator

FBA Date

BIP Development Date

BIP Implementation Date

BIP Revision Date

IEP Implementation Date

Projected Annual Review Date

Projected End Date

IEP Committee Meeting Date

Projected Re-evaluation Date

Procedural Safeguards Notice Indicator

Student Invitation for Transition Planning

Agency Invitation for Transition Planning

Behavior Intervention Indicator

FBA Date

BIP Development Date

BIP Implementation Date

BIP Revision Date

IEP Signed Indicator

IEP Signed Date

Evaluations Needed (1-5)



## Special Education | FILE UPLOAD



### Special Education File Layout Spreadsheet

Spreadsheet tabs include:

- File Layouts (Start Here)
- Student Roster (p. 2)
- Early Learning Outcomes (p. 6)
- Evaluation Data (p. 9)
- IEP Data (p. 12)
- Related Services (p. 22)
- Accommodations (p. 27)

*Updated April 2023*

[https://www.mdek12.org/sites/default/files/Offices/MDE/OTSS/MSIS2/DomainMap/SPED/sped\\_iep\\_fields\\_identified.pdf](https://www.mdek12.org/sites/default/files/Offices/MDE/OTSS/MSIS2/DomainMap/SPED/sped_iep_fields_identified.pdf)

Special Education  
FILE UPLOAD

IEP Data Elements



Refer to Special Education Data Element Mapping for data element details, definitions, and field options.

Provide one record for every student with an IEP.

IEP Data tab must be saved as a separate CSV file and uploaded to MSIS. File should be uploaded as necessary based on new or updated data elements.

Column	Data Element Name	Additional Notes
A	School Year	Last year of the current Sch (Ex: 2024-2025 = 2025)
B	LEA Identification System	"SEA" for all records
C	LEA Identifier	4-digit district number. Inc (Ex: 0123)
D	School Identification System	"SEA" for all records
E	School Identifier	4-digit district number and separated by a hyphen. Inc (Ex: 0123-045)
F	Student Identifier	MSIS ID
G	Document Type (IEP)	02196 for all records (IEP)
H	Document Date Type	"Implementation" for all re Date)
I	IEP Implementation Date	IEP Implementation Date
J	Document Type (IEP)	02196 for all records (IEP)

Special Education  
FILE UPLOAD

IEP Data Data Elements

IEP Fields

**INDIVIDUALIZED EDUCATION PROGRAM (IEP)**

**A** **C**

**School Year:** \_\_\_\_\_ **Public Agency/School District:** \_\_\_\_\_

**Student's Name:** \_\_\_\_\_ **MSIS:** \_\_\_\_\_ **F**

**N** **IEP Committee Meeting Date:** \_\_\_\_/\_\_\_\_/\_\_\_\_ **Projected Annual Review Date:** \_\_\_\_/\_\_\_\_/\_\_\_\_ **L**

**I** **IEP Implementation Date:** \_\_\_\_/\_\_\_\_/\_\_\_\_ **Projected End Date:** \_\_\_\_/\_\_\_\_/\_\_\_\_ **M**

(Projected date when services and programs will begin) (Projected date when services and programs will end)

**Date of Birth:** \_\_\_\_/\_\_\_\_/\_\_\_\_ **Age:** \_\_\_\_ **Primary Eligibility:** \_\_\_\_\_

**Gender:**  Female  Male **Ethnicity:** \_\_\_\_\_ **Secondary Eligibility:** \_\_\_\_\_

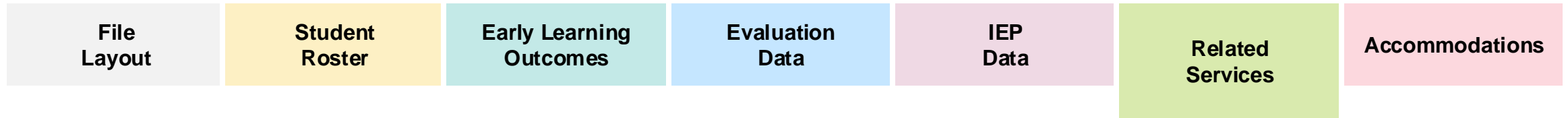
**Grade:** \_\_\_\_ **School:** \_\_\_\_\_ **Current Eligibility Date:** \_\_\_\_/\_\_\_\_/\_\_\_\_

**Projected Re-evaluation Date:** \_\_\_\_/\_\_\_\_/\_\_\_\_ **O**





# Questions?



Collects information about each support service for a student.

**Replaces: Manual Entry**

Special Ed Student Update Screen

Related Services Type

Related Services Duration

Related Services Frequency

Frequency Length

## Related Services Type

Includes ESY and transportation needed

## Related Services Duration

Related Services Type

Related Services Duration

Related Services Frequency

Minute, Hour, Day, Week, Month, Year

Not required for ESY or Transportation services

Frequency Length

Number of times per unit

Element Name	Definition	MDE Definition/ Additional Information	MDE Option Set
<b>Student Support Service Type</b>	Type of related or ancillary services offered or provided to a person or a group of persons within the formal educational system or by an outside agency which provides non-instructional services to support the general welfare of students. This includes physical and emotional health, the ability to select an appropriate course of study, admission to	Based on IEP: Related Services Also used to capture 'Special Transportation Needed' and 'ESY'	00290 - Adaptive physical education 00291 - Art therapy 00292 - Assistive technology services 00293 - Audiological services 73050 - Augmentative Communication Service 73051 - Autism Spectrum Disorder Service 73052 - Behavior and Behavioral Consultation Service 73053 - Braille Service 00889 - Career and technical education rehabilitation training and job placement 00878 - Case management services 00295 - Children's protective services 00881 - Communication services 73057 - Community based career training 73056 - Community based career training for Special Education 00882 - Community recreational services 73048 - Curriculum planning 00334 - Developmental childcare program 73047 - Early Intervention / Early Childhood Special Education Special Service 00297 - Early intervention services 00298 - Educational therapy 73054 - ESL/Migrant Service 73070 - Extended school year services 00299 - Family counseling...

- Currently:**
- Language/Speech Therapy
  - Physical Therapy
  - Audiology
  - Occupational Therapy
  - Transportation by District
  - Psychological Services
  - Early Identification and Assessment...

**MSIS** DATA DOMAIN MAPPING

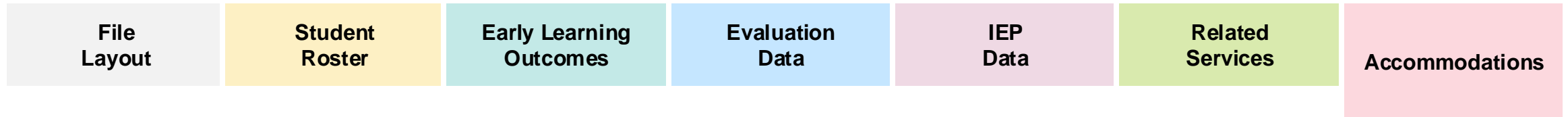
DOMAIN: SPECIAL EDUCATION General Information

All data elements will be collected via API from Special Education package. If district does not have a Special Education package, the district will provide data elements via file upload.

Element Name	Definition	MDE Definition/ Additional Information	MDE Option Set	Legacy collection
Local Education Agency Identification System	A coding scheme that is used for identification and record keeping purposes by schools, social services, or other agencies to refer to a local education agency.	"SEA" for all records.	SEA - State Education Agency assigned number	MSD File
Local Education Agency Identifier	A unique number or alphanumeric code assigned to a local education agency by a school system, a state, or other agency or entity.		None	MSD File
School Identification System	A coding scheme that is used for identification and record keeping purposes by schools, social services, or other agencies to refer to an institution.	"SEA" for all records.	SEA - State Education Agency assigned number	MSD File
School Identifier	A unique number or alphanumeric code assigned to an institution by a school, school system, a state, or other agency or entity.		None	MSD File
Student Identifier	A unique number or alphanumeric code assigned to a student by a school, school system, a state, or other agency or entity.	MSIS ID	None	MSD File



# Questions?



**Collects testing accommodation information about each student.**

**New Collection**



Assessment Title

State Assessment Title

Accommodation Code

State Accommodation Code



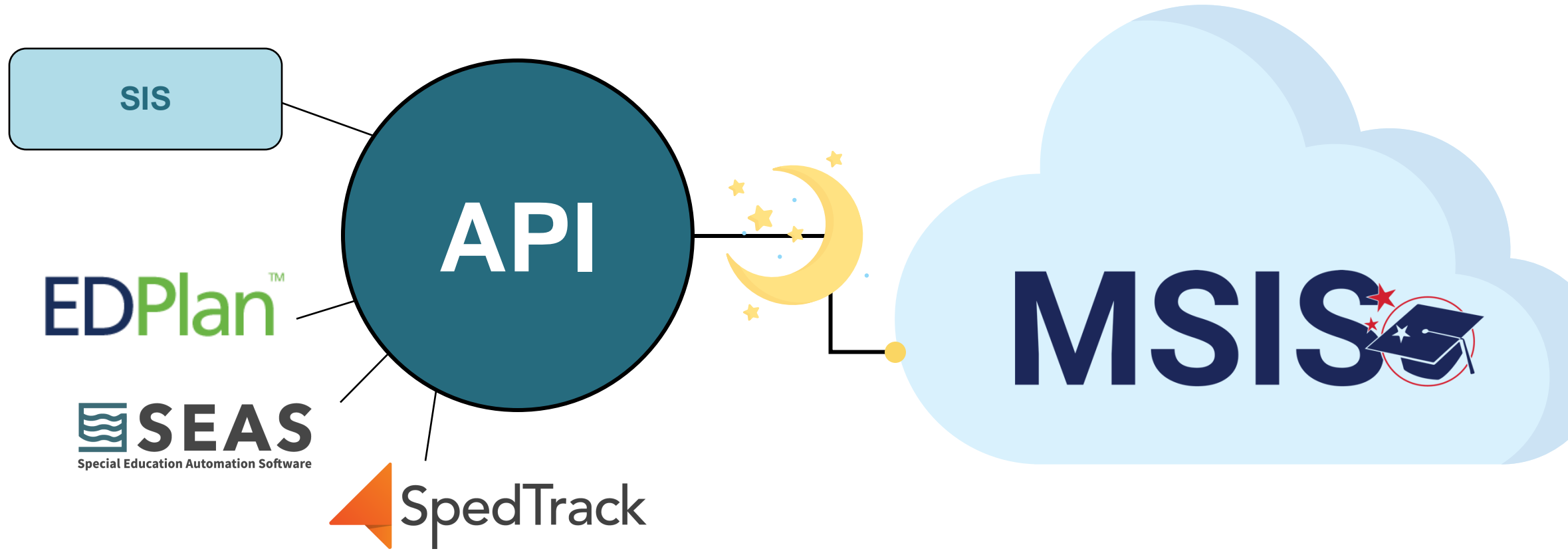
# Questions?

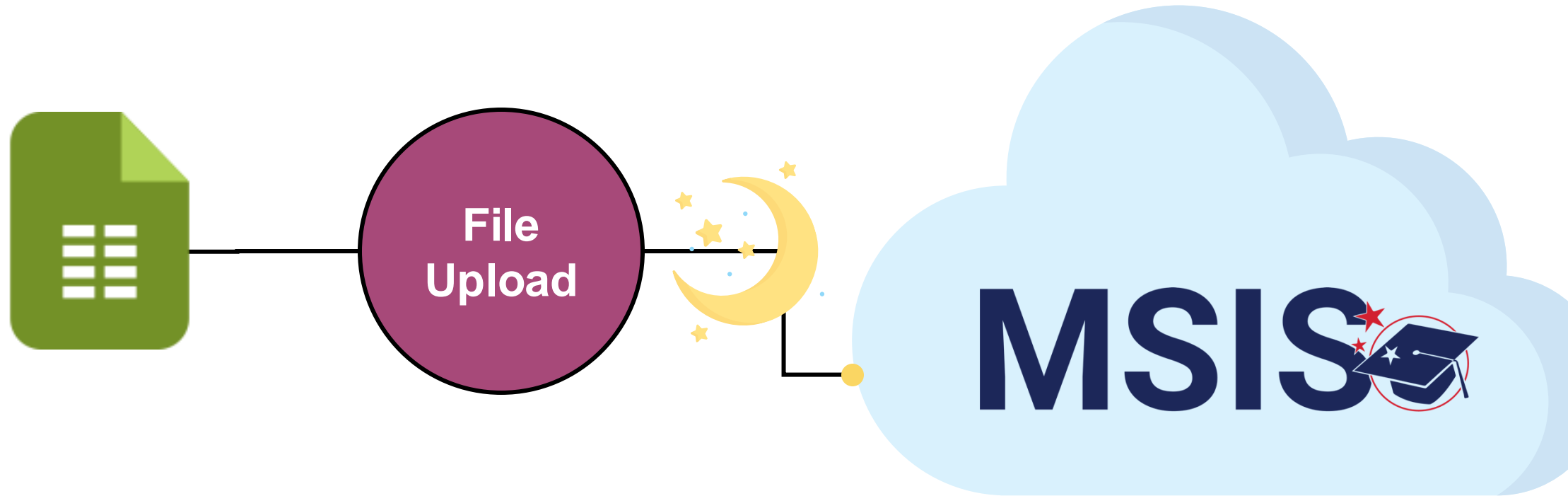
# Data Quality

---



# Permission: Special Education





MSIS Staff reviews dashboards and reports daily to check for errors

**MSIS**  
MISSISSIPPI STUDENT INFORMATION SYSTEM

## Welcome Melissa Banks

1:52 PM Tuesday, October 10, 2023

- Home
- Administration
- Data Submission
- Reports
- Students
- Data Input

**No uploaded files**

Upload a file

**Ownership conflict to review**

Review

**Your data has errors**

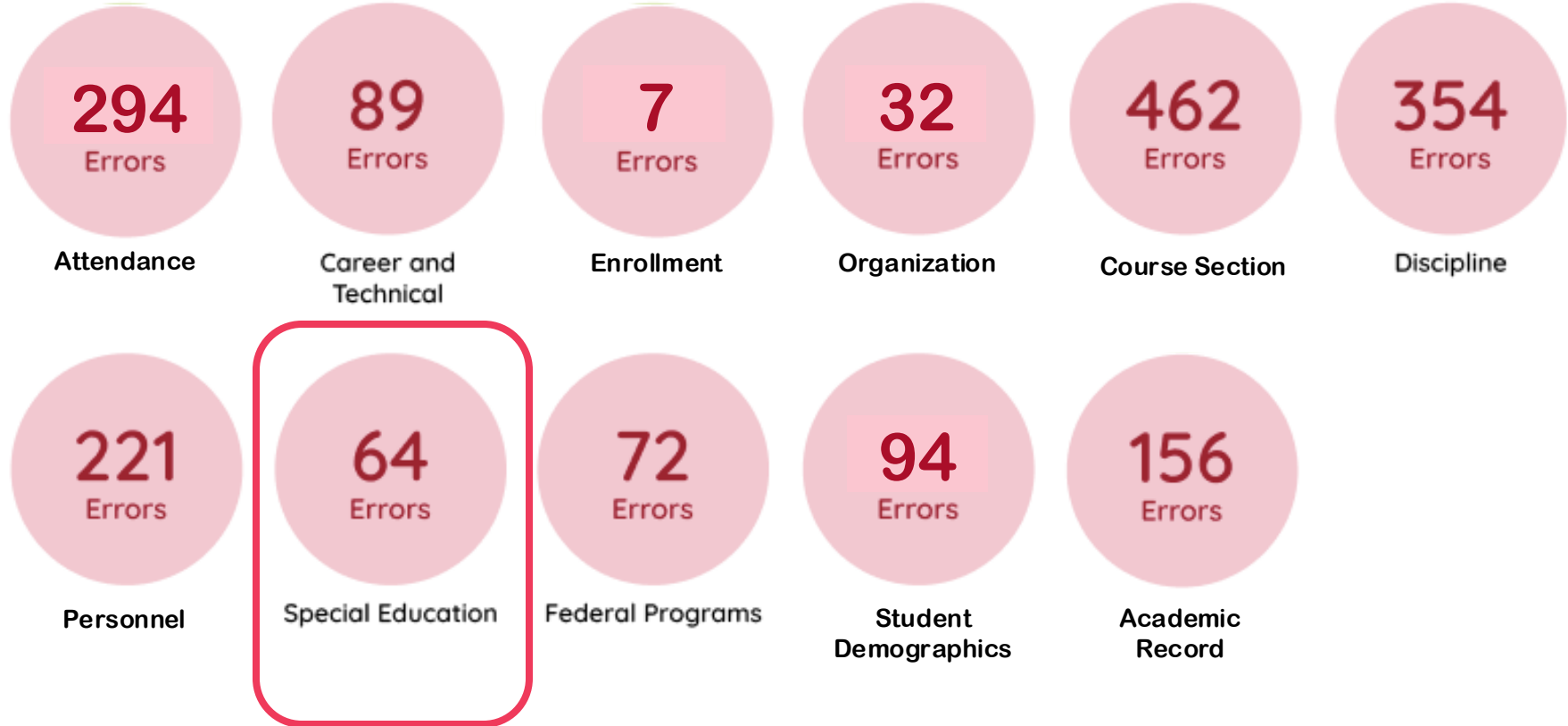
Review

**Deadlines Up Next**

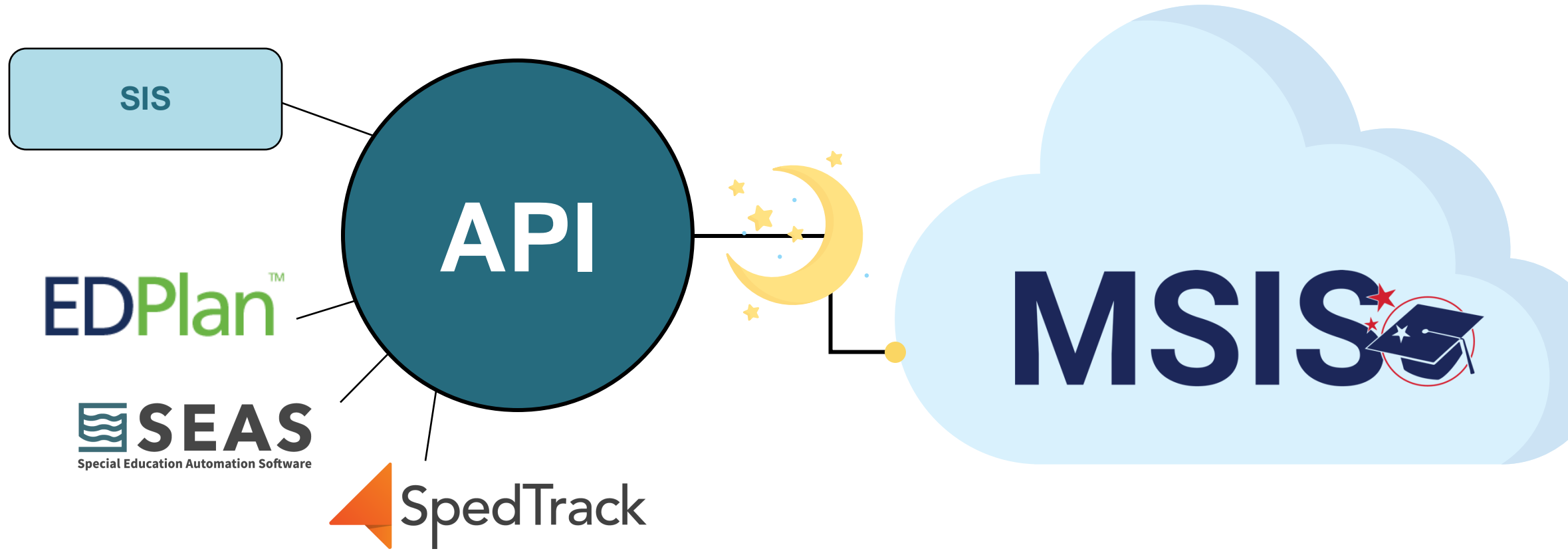
**Saturday, December 9, 2023**

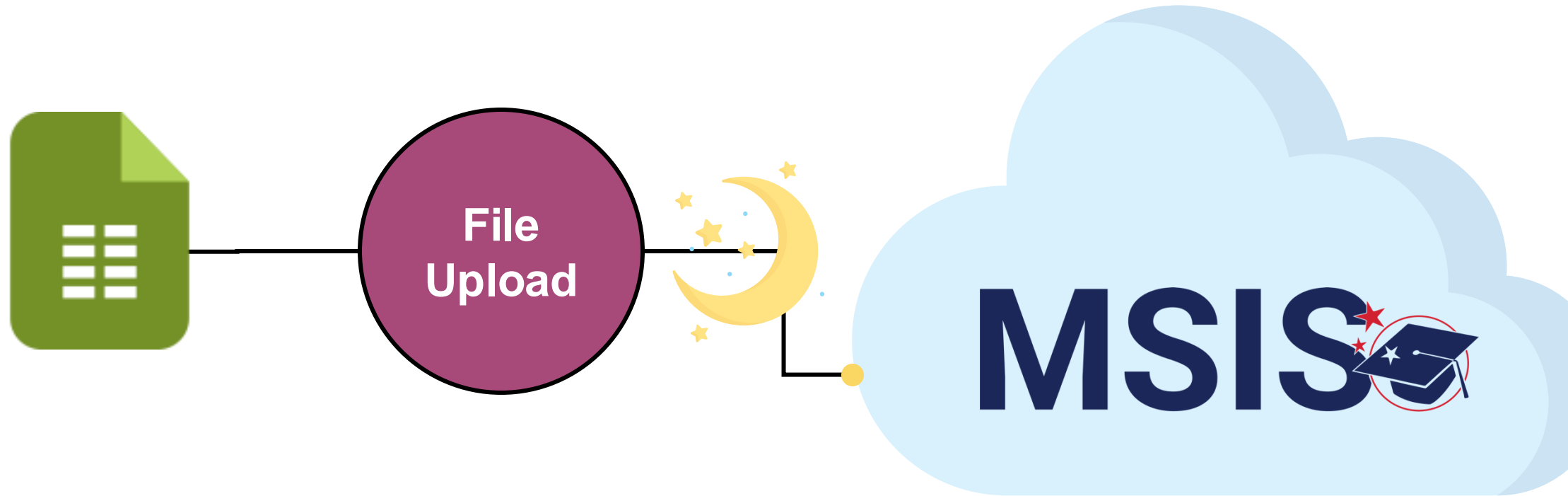
Personnel Data

# Test District Name











# Welcome Melissa Banks

9:56 PM Monday, October 16, 2023

Home

Administration

Data Submission

Reports

Run a Report

Students

No uploaded files

Upload a file

Deadlines Up Next

Friday, December 15, 2023

Personnel Data

# Deadlines & Certification

---



## DECEMBER

---

# Special Education Child Count



**JUNE**

---

EOY Certification



# Questions?

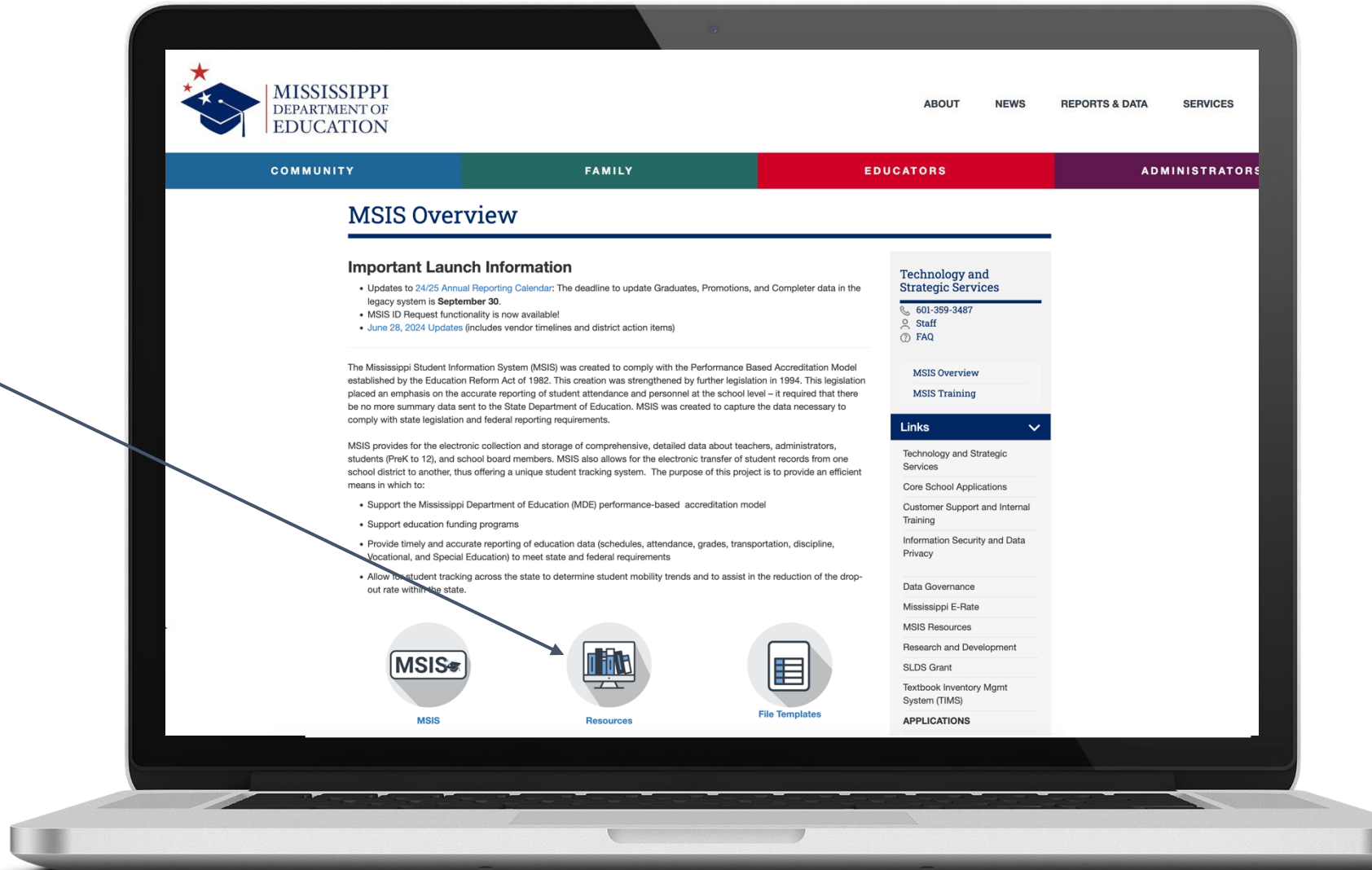
# Resources

---





## Resources





# MSIS Team

[msis2@mdek12.org](mailto:msis2@mdek12.org)

[mdek12.org](http://mdek12.org)



MISSISSIPPI  
DEPARTMENT OF  
EDUCATION

