



DATA RECOGNITION
DRC
CORPORATION



ONLINE

DRC INSIGHT: Valuable Data Resources

Genevieve Olvera
Arlene Báez

Agenda

- About DRC
- LAS Links Overview
- DRC INSIGHT
 - COS and Device Installation
 - Student Dashboard
- On-line Reporting System (ORS)
 - On-demand Reports
 - Student Proficiency Report
 - Academic Language Report



AGENDA



About Data Recognition Corporation



- Founded in 1978
- 9 offices located around the country
- Headquarters in Maple Grove, MN
- Conducts educational assessment programs
- Reports results to thousands of clients via web-based platform



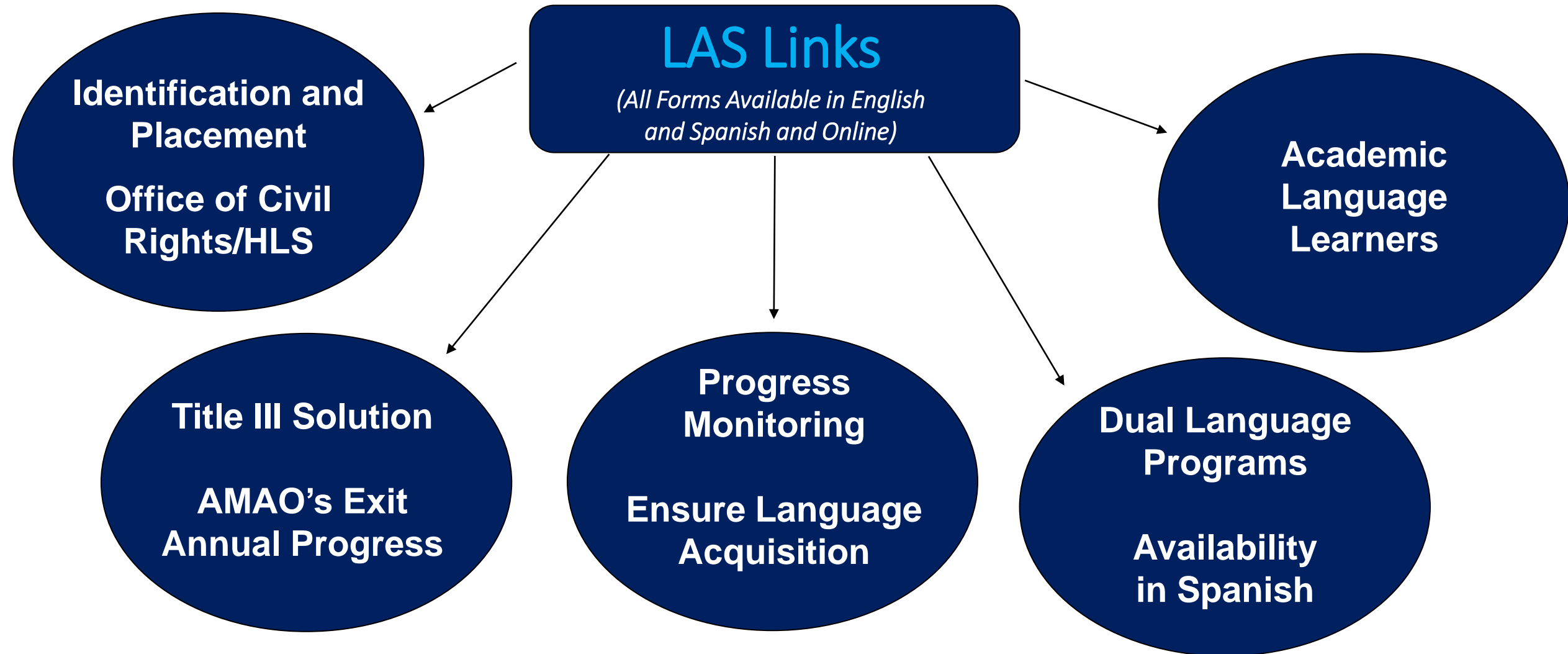
Get Ahead of the Curve




Align to
Federal
Legislation



The Multiple Uses of LAS Links Assessments



Student Status Dashboard

 LAS LINKS

Welcome [C Trigger](#) [Log Out](#)

All Applications ▾

[General Information](#) [User Management](#) [Student Management](#) [Test Management](#) [Teacher Management](#) [Student Group Management](#) [Central Office](#)

[Report Delivery](#) [Educator Scoring](#)



Welcome to the DRC INSIGHT Portal

Congratulations, you have successfully logged on.

Several helpful links are just a click away. Please take time to familiarize yourself with the navigation menu under **All Applications** at the top of this screen.

If you are having difficulty navigating through the site, please review the instructions at the top of each page or contact your LAS Links support team:

LASLinksHelpDesk@datarecognitioncorp.com

866.282.2250 (7:00 a.m. - 8:00 p.m. EDT)

ACCESS ONLINE TOOLS TRAINING WITH GOOGLE CHROME

Publicly accessible versions of the Online Tools Training are available. Please copy the link below into Google Chrome to access these practice opportunities. Note that Google Chrome is the only supported browser for this public version of the Online Tools Training.

WBTE Portal: <https://wbte.drcdirect.com/LL/portals/II>



Choose Student Management from the All Applications Dropdown Menu

Student Status Dashboard



DRC INSIGHT™ LAS LINKS

All Applications ▶

Student Management Manage Students Student Lookup **Student Status Dashboard** Student Status

Please select an item from the menu above.

Copyright © 2015–2017 Data Recognition Corporation

Under Student Management, you have 2 options for checking students' testing status: the Student Status Dashboard and the Student Status tab. Both will provide you with status information but the Student Status Dashboard will provide this information in a much more dynamic fashion.



Student Status Dashboard

DRC INSIGHT™ LAS LINKS

All Applications ▶

User Administration

Edit User Add Single User Upload Multiple Users

[Instructions](#)

Filters are required. See

Administration

LAS Links

School

Sample School - 11111

(All)

Sample School 11111

User

(All)

First

DRC INSIGHT™ LAS LINKS

All Applications ▶

Student Management

Manage Students

Student Lookup

Student Status Dashboard

Student Status

Student Status Dashboard

Site Selection

Search for a Site by name or code; then select the Administration

Once you have chosen the Student Status Dashboard application, the next page will ask you for a school site number. The school number is found anywhere in the portal that you see the drop down of your schools, including within the Add User's application as illustrated here. Type the school code, just the numbers into the box, to pull up the testing status at that school.

Please note, this dashboard can run status reports at the school level only and not at the district level at this time.



Copyright © 2015–2017 Data Recognition Corporation

Screen Clipping

CTB

Student Status Dashboard

Site Selection

Selected Site: Sales And Training Site 1 - 11111 - LAS Links
Search for a Site by name or code; then select the Administration

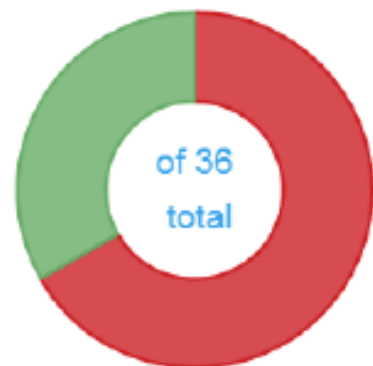
11111

The student status dashboard will provide you in a graphical presentation, status by School overall, by grade, by content area and by assessment. When you hover over any color, it will give you students counts.

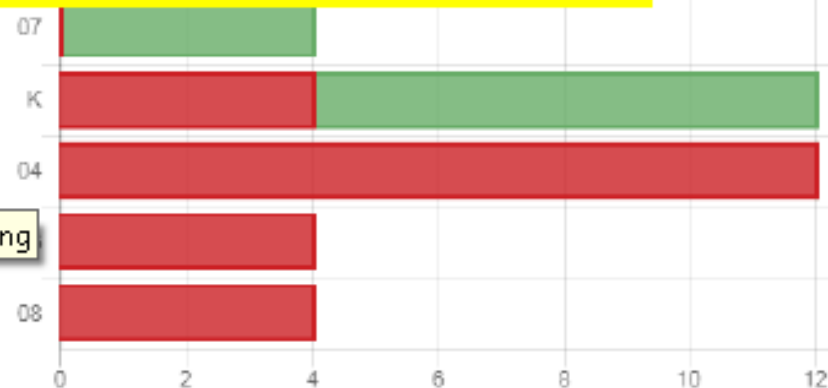
Click on the icon in the right hand corner of each chart to make it a list as opposed to a chart.

Status

Not Started Completed



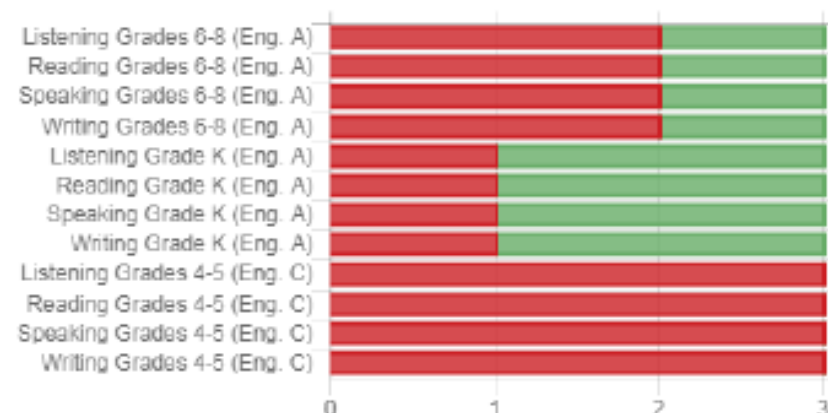
Screen Clipping



Content Area



Assessment



CTB

READING



Reading Grades 6-8 (Eng. A)

When you click on one of bars (or circle), it will provide you with a student roster with time stamps, at the bottom of the page. This is a report that can be exported.

Screen Clipping



Student Search Results

[Export to CSV](#)

Note: Times are displayed in Central Time

Last Name	First Name	Grade ...	Content Ar...	Module	Assesme...	Status	Start Time	End Time	Duration
Sample	Sample	04	READING	Reading	Reading Gr...	Not Started			
Sample	Sample	04	READING	Reading	Reading Gr...	Not Started			
Sample	Two	04	READING	Reading	Reading Gr...	Not Started			
Test	A	07	READING	Reading	Reading Gr...	Completed	11/16/2017 12:21 PM	11/16/2017 12:22 PM	0 Hours 1 Minutes
Test	B	08	READING	Reading	Reading Gr...	Not Started			
Test	C	06	READING	Reading	Reading Gr...	Not Started			
Test	One	K	READING	Reading	Reading Gr...	Completed	11/16/2017 09:32 AM	11/16/2017 09:33 AM	0 Hours 1 Minutes





Test Session Status Checking Option 2

Status Summary



Check the Status of a Test Session

All Applications ▾

Test Management **Manage Test Sessions** Manage Testing Windows

Test Sessions

Manage Test Sessions Upload Multiple Test Sessions

[Instructions](#)

* Indicates required fields

Administration District School
LAS Links * Sample District - 99999 Sample School - 11111

Last Name First Name Student ID

Session Test Administrator
(All)

LAS Links Form Assessment
(All)

Show Sessions Print All Tickets

Sessions **Status Summary**

[Instructions](#)

Status	Session Count
Not Started	8
In Progress	9

Assessment ▲	# of Students Not Started	# of Students In Progress	# of Students Completed
LAS Links Form: SQA			
Francisco	101	1	0
html5	199	1	0
Listening	16	4	0
Multi Content	2	1	0
Speak	250	18	2





Test Session Status Checking Option 3


Student Status



Student Management

Student Status



 LAS LINKS

Welcome Super User ▶ Log Out

All Applications ▶

Student Management

Manage Students

Student Lookup

Student Status Dashboard

Student Status

Student Status

[+ Instructions](#)

* Indicates required fields

Administration

District

School

LAS Links ▼ *

Sample District - 99999 ▼ *

Sample School - 11111 ▼ *

Grade

LAS Links Form

(All) ▼

(All) ▼

Find Students

Clear

Students								
Last Name ▲	First Name ▲	Grade ▲	LAS Links Form ▲	Status	Start Time	End Time	Duration	
Squire	Breanna	03	LISTENING	Not Started				
Squire	Breanna	03	SPEAKING	Not Started				
skdisnine	skschool	06	LISTENING	Not Started				
skdisnine	skschool	06	SPEAKING	Not Started				



Reporting Options



- Paper/Pencil Testing
 - Local Hand scoring – Student Profile Sheet
 - DRC Scoring
 - Reporting Packages
 - LAS Links Online Reporting System
- LAS Links Online
 - LAS Links Online Reporting System
- Exporting Functionality

LAS Links Score Types



- Immediate Reports:
 - Language Proficiency Report (all forms, English and Spanish)
 - Academic Language Proficiency Report (Form C, D English and Form B Español)
- Raw Scores, Scale Scores, Proficiency Levels (All Forms)
 - Listening, Speaking, Reading, and Writing
- Composite Scores:
 - Overall, Oral, Literacy*
 - Comprehension, Production*
- Strand Scores for Each Domain (New Forms):
 - Social: Intercultural and Instructional Communication
 - Academic: English Language Arts, Social Studies, and History
 - Academic: Mathematics, Science, and Technical Subjects

*Forms C/D and Español B only

On-Demand Reports – Individual Student Proficiency



LAS Links
Student Proficiency and
Academic Language Report

Test Date: Mar 03, 2016
District: SAMPLE
School: SAMPLE

Test Name: LAS Links Form C Level 2-3
Form: C
I.D:

Proficiency Report

Student: SAMPLE, Grade: 2

	Proficiency Level	Scale Score	Raw Score
Listening	3	481	16
Speaking	4	523	39
Oral	3	502	55
Reading	2	469	19
Writing	2	457	19
Comprehension	2	475	35
Productive	3	490	58
Literacy	2	463	38
OVERALL	3	482	93

Academic Report

Student: SAMPLE, Grade: 2

	Speaking			Listening			Reading			Writing		
	Pts Possible	Pts Obtained	% Correct	Pts Possible	Pts Obtained	% Correct	Pts Possible	Pts Obtained	% Correct	Pts Possible	Pts Obtained	% Correct
Social, Intercultural, and Instructional Communication	13	13	100	8	6	75	10	7	70	10	6	60
Academic	28	26	93	12	10	83	20	12	60	22	13	59
Foundational Skills	N/A	N/A	N/A	N/A	N/A	N/A	6	2	33.3	N/A	N/A	N/A
Language Arts, Social Studies, History	14	14	100	6	4	66.7	7	5	71.4	11	6	54.5
Mathematics, Science Technical Subjects	14	12	85.7	6	6	100	7	5	71.4	11	7	63.6
TOTAL SCORE*	39			16			19			19		

*Total Score= Social, Intercultural, and Instructional Communication+ Academic Score

LAS Links

Immediate Academic Language Report



Grade: 9

Test Name: LAS Links Form C Level 9-12

	Speaking			Listening			Reading			Writing		
	Pts Possible	Pts Obtained	% Correct	Pts Possible	Pts Obtained	% Correct	Pts Possible	Pts Obtained	% Correct	Pts Possible	Pts Obtained	% Correct
Social, Intercultural, and Instructional Communication	13	7	53.8	9	5	55.6	14	6	42.9	10	2	20
Academic	28	3	11	14	9	64	16	5	31	22	1	5
Foundational Skills	N/A	N/A	N/A	N/A	N/A	N/A	N/A	N/A	N/A	N/A	N/A	N/A
Language Arts, Social Studies, History	14	1	7.1	7	4	57.1	8	3	37.5	11	0	0
Mathematics, Science, Technical Subjects	14	2	14.3	7	5	71.4	8	2	25	11	1	9.1
Total Score*	10			14			11			3		

*Total Score = Social, Intercultural, and Instructional Communication + Academic Score

Compare with ORS... Post-Export LAS Links Student Proficiency Report




	Speaking			Listening			Reading			Writing		
Language Context Strands	RGA	Points Obtained	Points Possible	RGA	Points Obtained	Points Possible	RGA	Points Obtained	Points Possible	RGA	Points Obtained	Points Possible
Social, Intercultural, and Instructional Communication	8	13 ▲	13	6	5	8	11	10	14	8	7	10
Foundational Skills	---	---	---	---	---	---	---	---	---	---	---	---
Language Arts, Social Studies, History	12	7	14	4	4	6	6	4	8	8	4	11
Mathematics, Science, Technical Subjects	12	7	14	5	4	6	6	4	8	9	4	11
Academic*	22	14	28	9	8	12	12	8	16	17	8	22

RGA: The Reference Group Average is the expected average performance of the student sample used in LAS Links Field Testing.
 ▲ = Indicates student scored at or above Reference Group Average.
 X = Scores not reported for strands with less than three points.
 N/A = Not Applicable
 INV = Test Invalidation

Online Reporting System





TYLER ADAM
Birthdate: 06/06/03
Gender: Female
Student ID#: 1200000408

Grade: 05
Form/Level: D/3
Class: FLORES
School: ASHLAND ELEM
District: MARINA UNION DISTRICT

Student Proficiency Report
Test Date: 06/17/13

Skill Area	Scale Score	1 Beginning	2 Early Intermediate	3 Intermediate	4 Proficient
Speaking	521	360-448	449-474	475-510	511-558
Listening	556	350-457	458-489	490-527	528-583
Reading	585	360-469	470-504	505-535	536-589
Writing	608	290-434	435-498	499-537	538-584
Overall*	567	340-452	453-491	492-527	528-578
Comprehension**	570	355-490	491-508	509-530	531-572
Oral***	538	355-451	452-484	485-515	516-579
Literacy****	596	325-451	452-501	502-536	537-586
Productive*****	564	325-441	442-486	487-523	524-571

LAS Links™
Reading Links
SUE CHONG
Grade: 4.7
SELECT TITLE
Purpose
This report provides a list of books based on your student's performance on the Las Links Reading test. It can be used to assist your student in improving reading skills.

Simulated Data

CUSTOM TITLE
Birthdate: MM/DD/YY
Special Codes: ABCDEFGHIJKLMNOPQRST
4015001456.....
Form/Level: G-14
Test Date: MM/DD/YY Scoring: PATTERN (IRT)
QM: 31 Norms Date: 2007
Class: ANYCLASS XXXXX-XXXX
School: ANYSCHOOL
District: ANYDISTRICT

City/State: ANYTOWN, CA
CTBID: 01065M016156001-02-00001-000292

Page 1

SUGGESTED TITLES	AUTHOR	LEXILE
In the Year of the Boar and Jackie Robinson	Bette Bao Lord	730
A Wrinkle in Time	Madeleine L'Engle	740
Journey to Ellis Island	Carol Bierman	750
Little House on the Prairie	Laura Ingalls Wilder	760
Not My Dog	Colby Rodowsky	770
Red Scarf Girl	Ji-Li Jiang	780
Animal Defenses: How Animals Protect Themselves	Etta Kaner	790
Gail Devers	Bill Gutman	800
The Bridge to Terabithia	Katherine Paterson	810
Crossing the Delaware: A Journey of Many Voices	Louise Peacock	820
Snowflake Bentley	Jacqueline Briggs Martin	830
Seven Brave Women	Betsy Gould Hearne	840
Chuck Close, Up Close	Jan Greenberg & Sandra Jordan	850
Ramona Quimby, Age Eight	Beverly Cleary	860
Dragonwings	Lawrence Yep	870

Recommended Lexile Range = 730 - 870
Student's Lexile Link = 800

General Interpretation
Listed above is a selection of books that should provide an appropriate reading challenge for your student based on his or her performance on the Las Links Reading test. The books have been chosen from reading lists published by various professional organizations and associations and have been reviewed to ensure content appropriateness.

All of the books listed should be available at public libraries, school libraries, or bookstores.

The Lexile Link and Lexile Range have been provided to assist you in determining other titles that may offer an appropriate challenge for your student. For more information about Lexiles and additional reading materials, visit www.lexile.com.

Online Reporting System



Online Reporting System

LIVE DEMONSTRATION

www.ctbonlinereporting.com

DATA RECOGNITION



Online Reporting System

This site provides dynamic access to student performance results of [CTB Assessments](#), TerraNova and LAS Links. The CTB Online Reporting System allows users to:

- Create their own reports, graphs, or data files
- Conduct ad hoc data queries and analysis
- Disaggregate on user-selected subgroup variables
- Drill down from summaries to individual students
- Print reports in PDF format or export to other software programs

For more information and support for this application, please click [here](#) or call (888) 631-2264.

Sign In

Username:

Password:

[Can't sign in?](#)

[Need an account?](#)

Published by CTB/McGraw-Hill LLC, a subsidiary of The McGraw-Hill Companies, Inc., 20 Ryan Ranch Road, Monterey, California 93940-5703.
Copyright © 2010 by CTB/McGraw-Hill LLC. No part of this publication may be reproduced or distributed in any form or by any means, or stored in a database or retrieval system, without the prior written permission of the publisher.

Powered by eMetric, which is the owner of all copyright, trademark, service mark, and other intellectual property rights thereto (Copyright © 2010 eMetric LLC, San Antonio, Texas).

powered by eMetric

Thank You For Your Time Today



**THANK
YOU!**



**Visit, www.LASLinks.com
for an in-depth look at
LAS Links Online.
Or contact us at
800.538.9547.**