

MSIS
MISSISSIPPI STUDENT INFORMATION SYSTEM

- Home
- Administration
- Data Submission
- 1** Upload a File
- Submission Status
- Data Quality Dashboard
- Reports
- Events
- Input
- Provide Feedback

Upload a New File

Please follow this file naming convention: **2**

0123_OptionalText_MsisIdRequest.csv

LEA Number Additional/Optional Text Data Type Name File Format

File size:

- **50MB** maximum size per file

Optional Text:

- May add date, school, or other helpful information
- Alphanumeric characters or underscores only
- 50 character maximum

Supported File Formats: **4**

- CSV
- XML (Finance.FETS only)

Supported Data Type Names: **3**

- ACTandWorkKeysUpdates
- EnglishLearner
- Finance.FETS
- Finance.BondData
- FosterCare
- GoodCauseExemptions
- GraduationOptions
- Homeless
- Immigrant
- Interventions
- KindergartenEntry
- MsisIdRequest
- NonPublic.Staff.Assignments
- NonPublic.Staff.Employment
- NonPublic.Staff.Schedules
- SpecialEducation.Accommodations
- SpecialEducation.EarlyLearningOutcomes
- SpecialEducation.Evaluation
- SpecialEducation.IEPData
- SpecialEducation.PostSecondary
- SpecialEducation.RelatedServices
- SpecialEducation.StudentRoster
- Staff.Assignments
- Staff.Employment
- Staff.Credentials
- StudentSealofBiliteracy
- SummerActivity
- SummerSchool

File Upload

Choose Files No file chosen


Upload File

1
Select **Data Submission** and then select **Upload a File**







2
Follow the specific Naming Convention.

3
Use only the Supported Data Type Names.

4
Use only the Supported File Formats. *Note: The only .XML file allowed is the Finance.FETS file.*



MISSISSIPPI STUDENT INFORMATION SYSTEM

-  Home
-  Administration ▾
-  Data Submission
- Upload a File
- Submission Status
- Data Quality Dashboard
-  Reports ▾
-  Students ▾
-  Data Input ▾
- ✔ Provide Feedback

Upload a New File

Please follow this file naming convention:

0123_OptionalText_MsisIdRequest.csv

LEA Number
Additional/Optional Text
Data Type Name
File Format

File size:

- 50MB maximum size per file

Optional Text:

- May add date, school, or other helpful information
- Alphanumeric characters or underscores only
- 50 character maximum

Supported File Formats:

- CSV
- XML (Finance.FETS only)

Supported Data Type Names:

- | | | |
|---|---|--|
| <ul style="list-style-type: none"> • ACTandWorkKeysUpdates • EnglishLearner • Finance.FETS • Finance.BondData • FosterCare • GoodCauseExemptions • GraduationOptions • Homeless • Immigrant • Interventions • KindergartenEntry • MsisIdRequest | <ul style="list-style-type: none"> • NonPublic.Staff.Assignments • NonPublic.Staff.Employment • NonPublic.Staff.Schedules • SpecialEducation.Accommodations • SpecialEducation.EarlyLearningOutcomes • SpecialEducation.Evaluation • SpecialEducation.IEPData • SpecialEducation.PostSecondary • SpecialEducation.RelatedServices • SpecialEducation.StudentRoster • Staff.Assignments | <ul style="list-style-type: none"> • Staff.Employment • Staff.Credentials • StudentSealofBiliteracy • SummerActivity • SummerSchool |
|---|---|--|

0123KindergartenEntry.csv

5

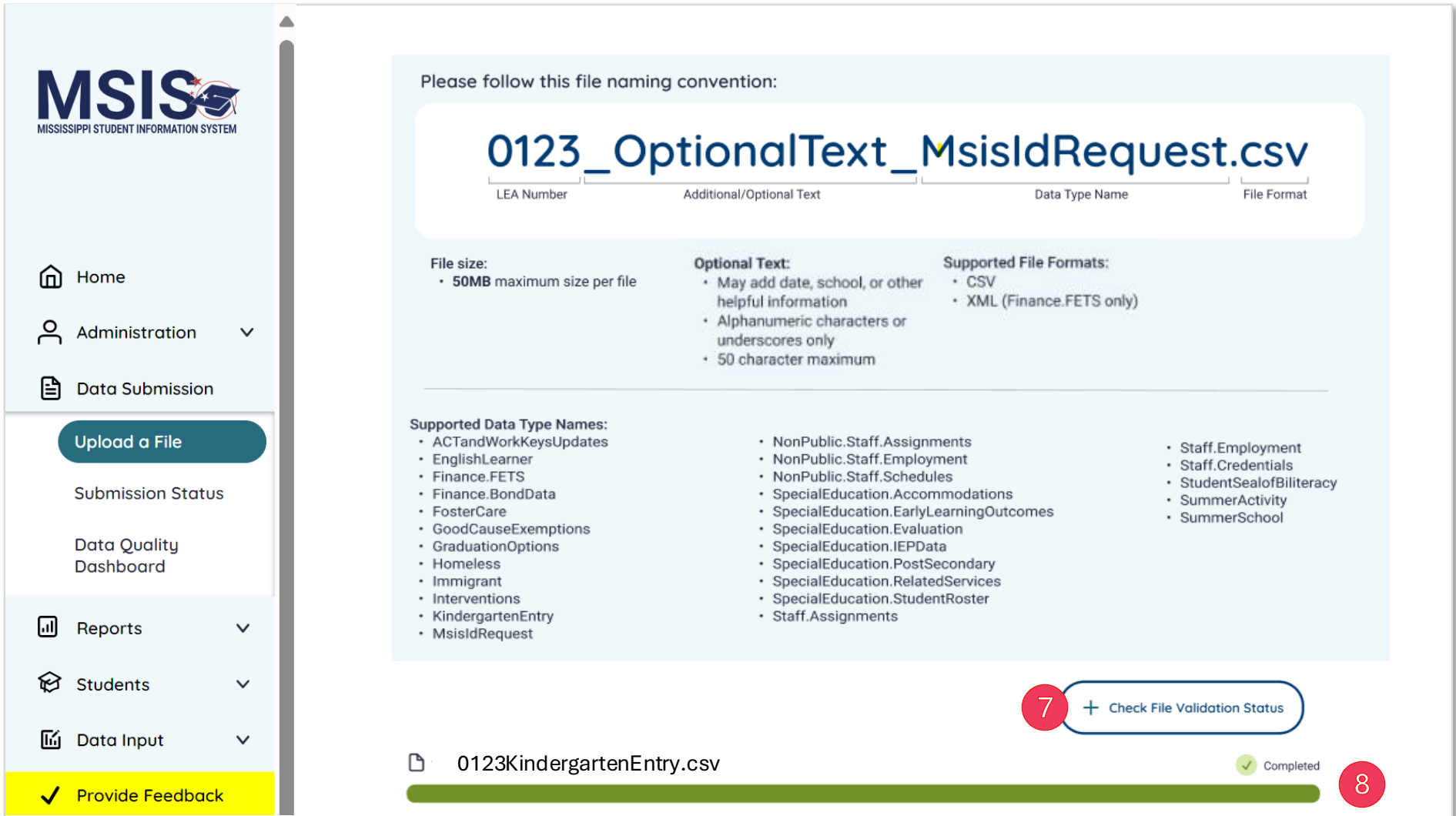
6

5

Select Choose File to select your file. Once you have selected your file, the file name will be displayed here. Make sure the file name matches the Supported Data Type Names.

6

Select Upload File.



The screenshot shows the MSIS interface with a sidebar on the left containing navigation options: Home, Administration, Data Submission, Upload a File, Submission Status, Data Quality Dashboard, Reports, Students, Data Input, and Provide Feedback. The main content area displays file naming conventions and supported data type names. A file named '0123KindergartenEntry.csv' is shown as 'Completed' with a green checkmark. A button labeled 'Check File Validation Status' is highlighted with a red circle containing the number 7. Another red circle containing the number 8 is positioned near the 'Completed' status of the file.

Please follow this file naming convention:

0123_ OptionalText_ MsisIdRequest.csv

LEA Number Additional/Optional Text Data Type Name File Format

File size:

- 50MB maximum size per file

Optional Text:

- May add date, school, or other helpful information
- Alphanumeric characters or underscores only
- 50 character maximum

Supported File Formats:

- CSV
- XML (Finance.FETS only)

Supported Data Type Names:

- ACTandWorkKeysUpdates
- EnglishLearner
- Finance.FETS
- Finance.BondData
- FosterCare
- GoodCauseExemptions
- GraduationOptions
- Homeless
- Immigrant
- Interventions
- KindergartenEntry
- MsisIdRequest
- NonPublic.Staff.Assignments
- NonPublic.Staff.Employment
- NonPublic.Staff.Schedules
- SpecialEducation.Accommodations
- SpecialEducation.EarlyLearningOutcomes
- SpecialEducation.Evaluation
- SpecialEducation.IEPData
- SpecialEducation.PostSecondary
- SpecialEducation.RelatedServices
- SpecialEducation.StudentRoster
- Staff.Assignments
- Staff.Employment
- Staff.Credentials
- StudentSealofBiliteracy
- SummerActivity
- SummerSchool

7 + Check File Validation Status

0123KindergartenEntry.csv Completed 8

7 Check the validation status to view any **errors** once the file has been processed.

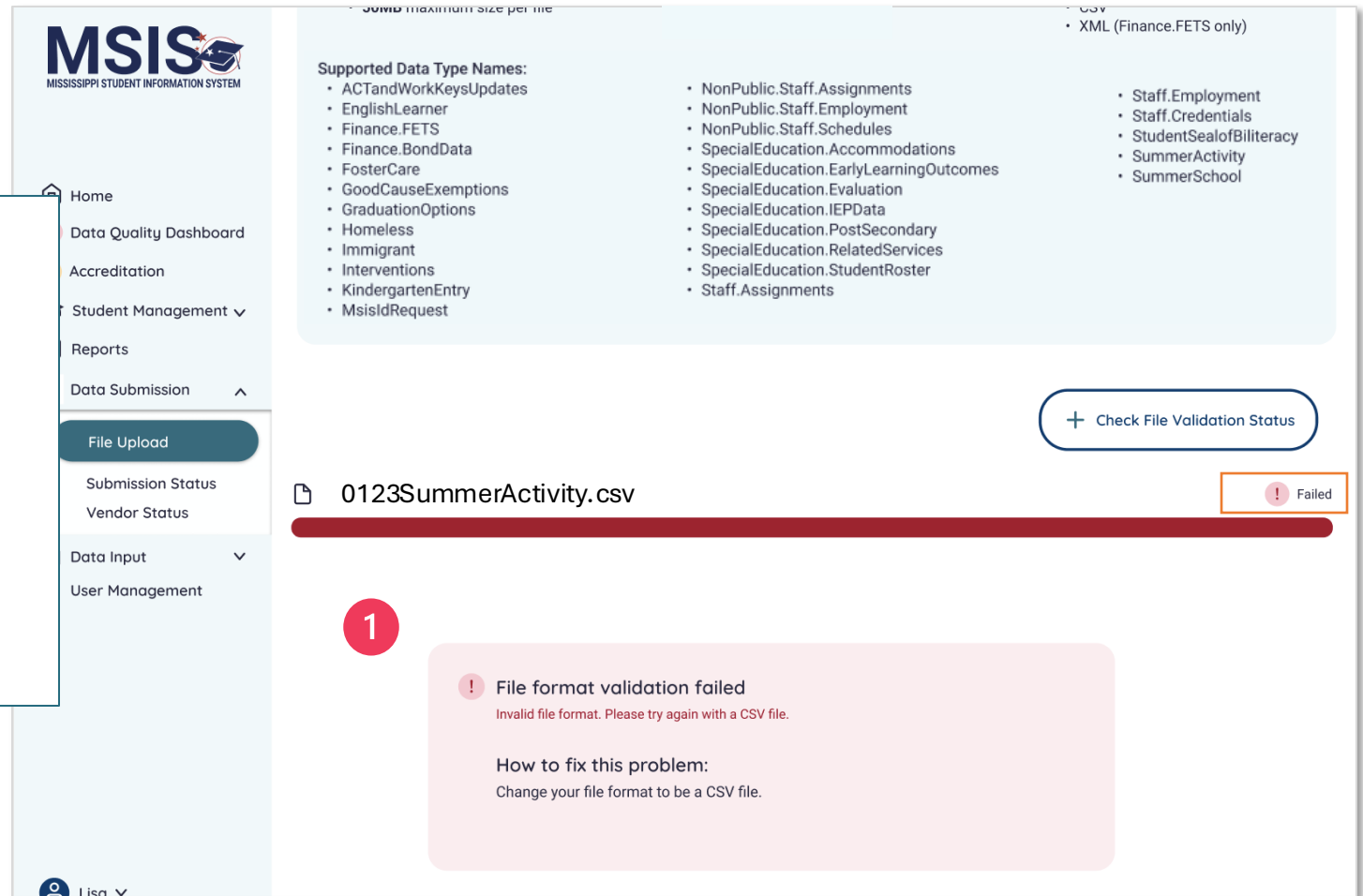
8 File uploads will show completed or failed.

1

Files that are not uploaded will appear in red.

Upload failures can be caused by invalid file names, file formats, size limits, etc.

The reason for the upload failure and suggestions for correcting the problem will be displayed.



MSIS
MISSISSIPPI STUDENT INFORMATION SYSTEM

- Home
- Data Quality Dashboard
- Accreditation
- Student Management
- Reports
- Data Submission
- File Upload**
- Submission Status
- Vendor Status
- Data Input
- User Management

Supported Data Type Names:

- ACTandWorkKeysUpdates
- EnglishLearner
- Finance.FETS
- Finance.BondData
- FosterCare
- GoodCauseExemptions
- GraduationOptions
- Homeless
- Immigrant
- Interventions
- KindergartenEntry
- MsisdRequest
- NonPublic.Staff.Assignments
- NonPublic.Staff.Employment
- NonPublic.Staff.Schedules
- SpecialEducation.Accommodations
- SpecialEducation.EarlyLearningOutcomes
- SpecialEducation.Evaluation
- SpecialEducation.IEPData
- SpecialEducation.PostSecondary
- SpecialEducation.RelatedServices
- SpecialEducation.StudentRoster
- Staff.Assignments
- Staff.Employment
- Staff.Credentials
- StudentSealofBiliteracy
- SummerActivity
- SummerSchool

CSV

- XML (Finance.FETS only)

+ Check File Validation Status

0123SummerActivity.csv **Failed**

1








! File format validation failed
Invalid file format. Please try again with a CSV file.

How to fix this problem:
Change your file format to be a CSV file.

Uploaded Files

+ Upload a File

Name	Date & Time (CT)	Uploaded By	Status
filename.csv 1	10/4/2022, 2:18:54 PM	LastName, FirstName	2 Failed
filename.csv	10/4/2022, 2:18:54 PM	Central Access	Failed
filename.csv	10/4/2022, 2:18:54 PM	FirstName LastName	Pending
filename.csv	10/4/2022, 2:18:54 PM	FirstName LastName	Pending
filename.csv	10/4/2022, 2:18:54 PM	FirstName LastName	Success
filename.csv	10/4/2022, 2:18:54 PM	FirstName LastName	Success

-  Home
-  Administration ▼
-  Data Submission
- Upload a File
- Submission Status**
- Data Quality Dashboard
-  Reports ▼
-  Students ▼
-  Data Input ▼
-  Provide Feedback

- 1** Click on the file name to view any errors or other status information.
- 2** View the status of your uploaded files (Failed, Pending, Success).