

School Bus Safety Activity Book

Inside Activities:

- Unscramble School Bus Words
- School Bus Rules Crossword
- Missing Letter School Bus Safety Words
- Hidden School Bus Words
- Coloring Pages
- Color by Number
- Craft Idea



MISSISSIPPI
DEPARTMENT OF
EDUCATION

Dear Educators and Parents:


The Mississippi Department of Education, Office of Safe and Orderly Schools, Division of Pupil Transportation helps to ensure the safety of students as they travel to and from school and school related events. We give guidance to the school districts and their transportation providers to deliver school bus services that have student safety as the No. 1 priority.

You can help by making sure that students know basic school bus safety rules. Here are some points to stress to them when you discuss being safe while going to and from the School Bus stop and while on the bus:

1. Be on time.
2. Never run to or from the bus.
3. Stand back from the curb.
4. Don't push or shove.
5. Stay in your seat.
6. Don't yell or shout.
7. Always obey the driver.
8. If you must cross the street, always do so at least 10 feet in front of the bus.
9. Never crawl under a school bus and never try to pick up a dropped article near the bus.

This activity book covers these safety rules, and we hope students will find it fun to use as they learn the importance of school bus safety.






Sincerely,



Jonathan J. Tillman, Sr.
Pupil Transportation Administrator




Fun School Bus Facts

-  Most school bus seats are 39 inches wide.
-  There are nearly 500,000 public school buses within the United States.
-  Approximately 26 million students ride school buses in the U.S. each year.
-  The first form of transportation for school students was a horse drawn wagon, which was borrowed from local farmers.
-  The basic design of the Large Yellow Bus has not been changed since 1977.

School Bus Rules Crossword

Use the word bank to answer the questions and fill in the School Bus Rules on the crossword below.



WORD BANK

ARMS
BUS
FEET
HANDS
LISTEN
PUSH
RUN
SHOVE
SIT
STREET
TIME
CRAWL

ACROSS/DOWN

- 1 & 2. Don't (1) _____ or (2) _____ while getting on the bus.
9 & 10. Don't put (9) _____ or (10) _____ out of the bus window.


ACROSS

3. Never _____ under the school bus.
6. Look both ways before crossing the _____.
11. Always cross at least ten _____ in front of the bus.
12. Wait until the _____ stops to get off.

DOWN

4. Never _____ to or from the bus.
5. It is important to _____ to the school bus driver.
7. Always be on _____ for the school bus.
8. Always _____ in your assigned seat.

School Bus Coloring Maze



Always stay seated when the school bus is in motion.




A school bus is made of many parts. Some of the school bus parts are listed below. Can you find these words in the puzzle below? They can be spelled across, backwards diagonal, or they might be up or down.

DRIVER	LIGHTS	SEAT	TIRES
DOOR	MIRRORS	STEPS	YELLOW
EXIT	MOTOR	STOP SIGN	WHEEL
BUMPER	QUIET	STUDENTS	WINDOW



COLORING PAGE



SCHOOL BUS SAFETY WORDS

Fill in the missing letters to spell the school bus safety words and message.

<u>A</u> 1	<u>B</u> 2	<u>C</u> 3	<u>D</u> 4	<u>E</u> 5	<u>F</u> 6	<u>G</u> 7	<u>H</u> 8	<u>I</u> 9	<u>J</u> 10	<u>K</u> 11	<u>L</u> 12	<u>M</u> 13
<u>N</u> 14	<u>O</u> 15	<u>P</u> 16	<u>Q</u> 17	<u>R</u> 18	<u>S</u> 19	<u>T</u> 20	<u>U</u> 21	<u>V</u> 22	<u>W</u> 23	<u>X</u> 24	<u>Y</u> 25	<u>Z</u> 26

1. D 15 N' 20 P 21 S 8 A 15 D S 8 O 22 E

2. D 1 N 7 E 18 Z 15 N 5

3. B 21 S S 20 O 16

4. R 5 D L 9 G 8 T 19

5. F 18 O 14 T B 21 M 16 E 18

6. N 5 V 5 R R 21 N

7. E 13 E 18 G 5 N 3 Y D 15 O 18

8. S 16 E 1 K Q 21 I 5 T 12 Y



9. F 15 L 12 O 23 T 8 E B 21 S R 21 L 5 S



Y 15 U A 18 E I 14 T 8 E M 15 S 20 D 1 N 7 E 18

W 8 E 14 G 5 T 20 I 14 G O 14 A 14 D G 5 T 20 I 14 G

O 6 F Y 15 U 18 S 3 H 15 O 12 B 21 S.



Always obey the school bus driver.

Coloring Page



Unscramble the School Bus Words

Use the word bank to unscramble the twelve words below.

TRANSPORTATION

CROSSING ARM

STAY SEATED

BUS STOP

FLASHING RED LIGHTS

STOP SIGN

DANGER ZONE

BUS DRIVER

STUDENTS


EMERGENCY DOOR

SCHOOL




YELLOW

1. SOLCHO _____
2. UDTSEST _____
3. SUB TPOS _____
4. USB REIVRD _____
5. WLEOLY _____
6. OPTS INGS _____
7. GRENAD NEOZ _____
8. MCYGERENE RODO _____
9. NTRAPTIAOROSN _____
10. GLAHFNSI DRE GSITLH _____
11. YATS AETDES _____
12. GSRCNIS MRA _____

Coloring Page



Wait for the Bus in a Single Line.

-  Always wait for the bus in a single line.
-  When getting on the bus, stay away from the danger zone, make eye contact with the bus driver, and wait for the driver's signal. Board the bus one at a time.
-  Don't push or shove to get on or off the bus.

CRAFT IDEA

Craft Stick School Bus Photo Frame

Material:

- 8 Jumbo Craft Sticks
- Yellow Paint
- Black Paint
- Silver Paint
- Paintbrush
- Paper Plate
- Red Craft Jewels
- Scissors
- Tacky Glue
- Photo of child (4"x6")
- Adhesive Magnets



Instructions:

- Pour small amount of yellow, black, and silver paint on paper plate.
- Use paintbrush to paint 6 craft sticks yellow, paint one craft stick black, and one craft stick silver. Let dry.
- Start by gluing four craft sticks together with tacky glue to make a box. Use three yellow craft sticks for the top and sides, and a silver craft stick for the bottom - this will create a box.
- Glue one more yellow craft stick at the top of the box and two more yellow craft sticks at the bottom on top of the silver craft stick.
- Cut the black craft stick in half and glue them under the bottom of the box for the school bus wheels.
- Glue two red craft jewels at the bottom of the school bus for brake lights.
- Add glue around the back of the frame opening and glue your picture down. Add a couple of adhesive magnets. Let frame dry completely.
- YOUR SCHOOL BUS PICTURE FRAME IS NOW COMPLETE!

Answer Key


Page 2

School Bus Rules Crossword



Page 4

Hidden School Bus Words



Page 6

School Bus Safety Words

1. DON'T PUSH AND SHOVE
2. DANGER ZONE
3. BUS STOP
4. RED LIGHTS
5. FRONT BUMPER
6. NEVER RUN
7. EMERGENCY DOOR
8. SPEAK QUIETLY
9. FOLLOW THE BUS RULES

YOU ARE IN THE MOST DANGEROUS ZONE WHEN GETTING ON AND OFF THE SCHOOL BUS.

Page 8

Unscramble the School Bus Words

1. SCHOOL
2. STUDENTS
3. BUS STOP
4. BUS DRIVER
5. YELLOW
6. STOP SIGN
7. DANGER ZONE
8. EMERGENCY DOOR
9. TRANSPORTATION
10. FLASHING RED LIGHTS
11. STAY SEATED
12. CROSSING ARM

**Mississippi Department of Education
Office of Safe and Orderly Schools
Division of Pupil Transportation
P.O. Box 771
Jackson, MS 39205-0771
Phone Number: (601) 359-1028
<https://www.mdek12.org/OSOS/PT>**