



Assessing for Kindergarten Readiness

Tracy Daw
July 29, 2020

"B@I? <



- Defining Kindergarten Readiness
- K-Readiness Assessment
 - Preparing your students
 - Supporting ELCs
 - Student experience
 - Admin experience
- Support and Resources
- MDE Updates



Our mission:

“To accelerate learning for all children and adults of all ability levels and ethnic and social backgrounds, worldwide.”



State K- Readiness Assessment

RENAISSANCE

Star

Early Literacy[®]



Defining Kindergarten Readiness

Who takes the test?

- All public and charter K
- All public Pre-K
- All Collaborative Pre-K
- School 500

How many times do they test?

- Pre-test in the fall
(August 3 – October 2)
- Post-test in the spring
(March 8 – April 30)

What are the benchmarks?

- Kindergarten
 - Fall – **SS 530**
 - Spring – **SS 681**
- Pre-K
 - Spring – **SS 498**



Defining STAR™ Early
Literacy

What is STAR Early Literacy?



- Computer adaptive assessment
- Contains 27 items assessing early literacy and numeracy skills
- Designed for students who do not yet read independently
- Generally given to students ages 3 to 9

STAR Early Literacy assesses early literacy and numeracy skills in three key domains.

Word Knowledge and Skills

Alphabetic Principle

- Alphabetic Knowledge
- Alphabetic Sequence
- Letter Sounds

Concept of Word

- Print Concepts: Word Length
- Print Concepts: Word Borders
- Print Concepts: Letters and Words

Visual Discrimination

- Letters
- Identification and Word Matching

Phonemic Awareness

- Rhyming and Word Families
- Blending Word Parts
- Blending Phonemes
- Initial and Final Phonemes
- Consonant Blends (PA)
- Medial Phoneme Discrimination
- Phoneme Segmentation
- Phoneme Isolation/Manipulation

Phonics

- Short Vowel Sounds
- Initial Consonant Sounds
- Final Consonant Sounds
- Long Vowel Sounds
- Variant Vowel Sounds
- Consonant Blends (PH)
- Consonant Digraphs
- Other Vowel Sounds
- Sound-Symbol Correspondence: Consonants
- Word Building
- Sound-Symbol Correspondence: Vowels
- Word Families/Rhyming

Structural Analysis

- Words with Affixes
- Syllabification
- Compound Words

Vocabulary

- Word Facility
- Synonyms
- Antonyms

Comprehension Strategies and Constructing Meaning

Sentence-level Comprehension

- Comprehension at the Sentence Level

Paragraph-level Comprehension

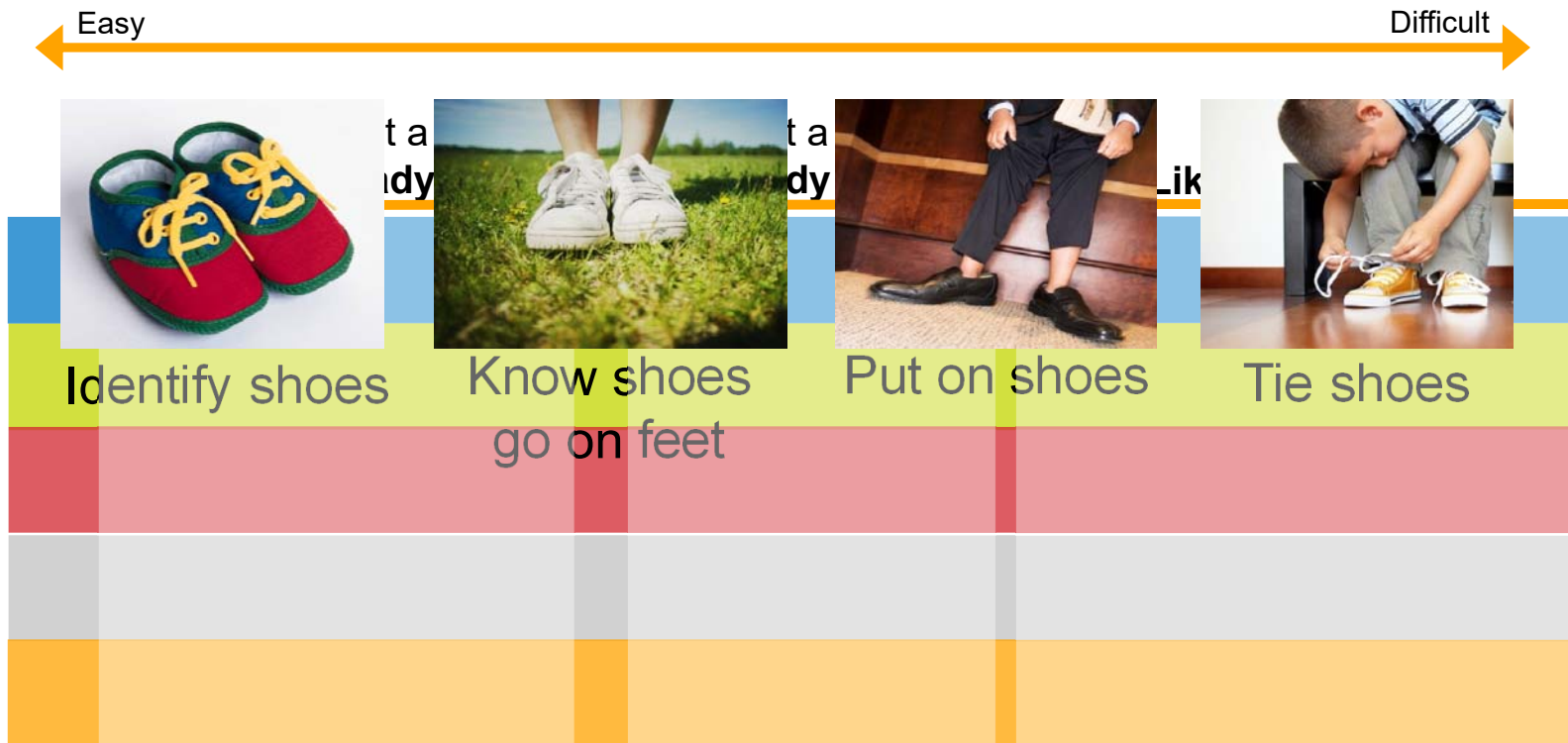
- Comprehension of Paragraphs

Numbers and Operations

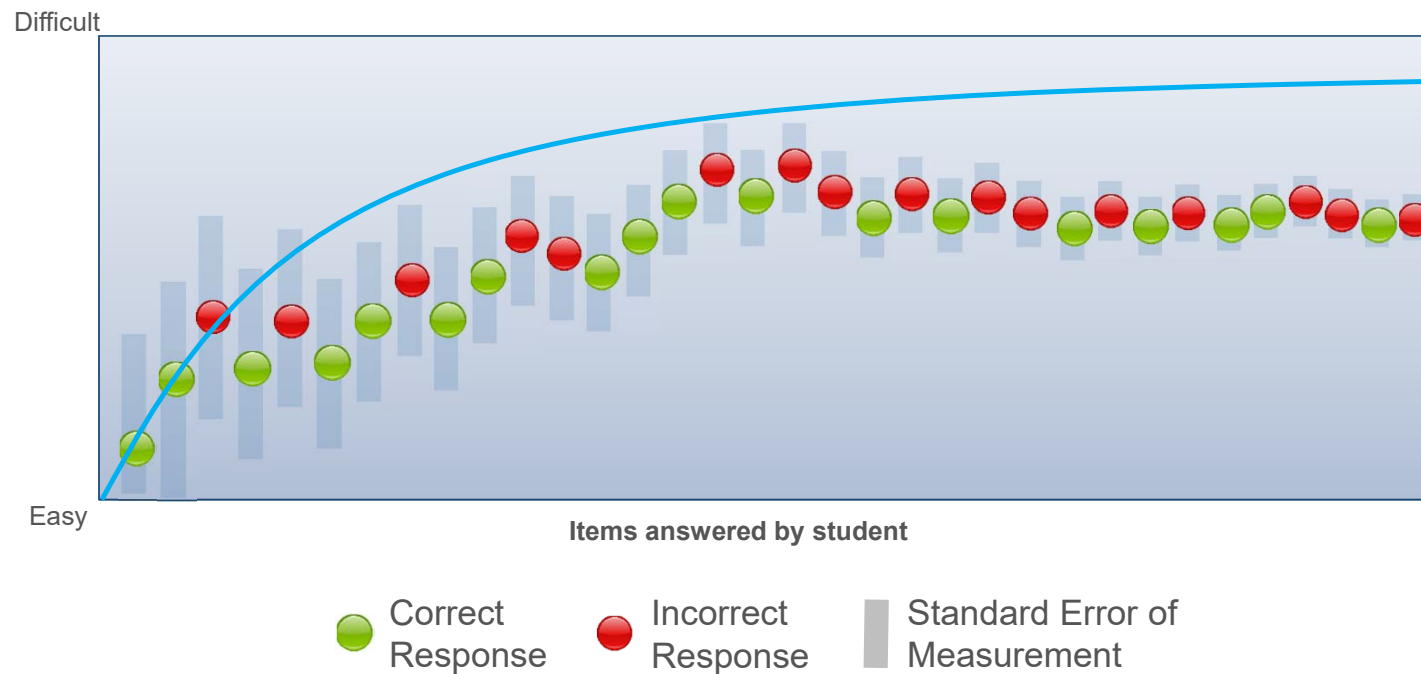
Early Numeracy

- Number Naming and Number Identification
- Number Object Correspondence
- Sequence Completion
- Composing and Decomposing
- Measurement

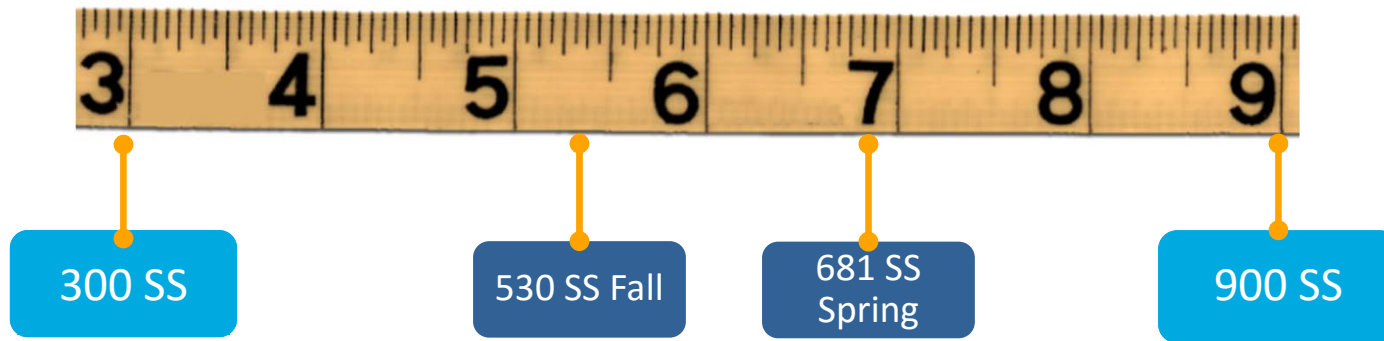
Item Response Theory



How does a computer adaptive test work?



STAR Early Literacy Scaled Score (SS)




Preparing Students

Pretest instructions

Introduction to
computer use

STAR Early Literacy
practice website



https://www.mdek12.org/OSA/K_Readiness

Resources Prior to Testing

Resources

- System Requirements
- K-Readiness Practice Site
- Visually Impaired
- MKAS2 Accessibility Features and Accommodations
- K-Readiness Assessment Next Steps
- K-Readiness Assessment TAM
- ELC SharePoint
- K-Readiness Implementation Guide
- K-Readiness Spanish Reports
- K-Readiness User Interface Changes
- Kinder
- Pre-K
- STAR
- K-Readiness
- 2018 K-Readiness
- STAR Early Literacy Video

K-Readiness Portal

- Administrator
- Student



STAR Early Literacy Pretest Instructions

Links

- Accountability
- Accreditation
- District and School Performance
- Educator Misconduct
- MS Assessment and Accountability Reporting System 2.0 (MAARS 2.0)

Safe and Orderly Schools

- SharePoint Site (Login Required)
- Self Service Password Reset Portal (Login Required)
- Teaching and Learning
- Testing Hotline Form

Documents

Resources

Prepare students for technology

Pretest Instructions



Pretest Instructions

Picture 3 Each question has three possible answers (shown at the bottom of the screen). Choose the one you think is the right answer to the question. You can change your answer choice before you enter it.

Keyboard

Each possible answer has a number below it (1, 2, or 3). Press the number on the keyboard that matches the number of your answer choice. If you want to choose a different answer, press the number that matches your new choice.

When you choose an answer, a box appears around it. This shows you which answer you chose; it does not mean you have chosen the correct answer.

Once you are satisfied with the answer you have chosen, enter it by pressing the **Enter** or **return** key.

After you have entered your answer to the question, the next question will appear on the screen.

Mouse

Use the mouse to move the pointer over the possible answers.

A box appears around each answer as you hover the pointer over it; this does not mean that the pointer is hovering over the correct answer.

Once you are satisfied with the answer you have chosen, enter it by clicking the mouse.

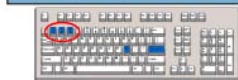
After you have entered your answer to the question, the next question will appear on the screen.

iPad®

On an iPad®, tap your answer choice.

A box appears around the answer you choose. The box does not mean you have chosen the correct answer.

Once you are satisfied with the answer you have chosen, enter your answer choice by tapping **Next**.

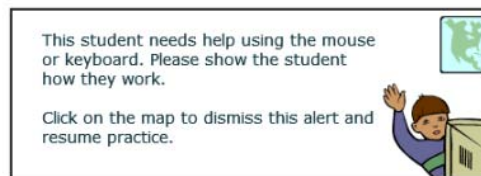


Pretest Instructions


Picture 5

If you see this message during the training or practice questions, raise your hand and call the teacher or test monitor. He or she will know what to do.

Desktop Computer or Laptop



iPad®



Prepare students for technology

Introduction to Computer Use

Introduction to Computer use

For young students, using a computer can be an unfamiliar experience. As educators increasingly use technology for instruction, practice, and assessment, consider strategies such as those that follow to provide students with the background they need to make use of technology.

Keyboard use

- **Introduce:** Show students an enlarged image of a computer keyboard, either projected or on a poster. Demonstrate how to touch keys and where special keys like the enter key and spacebar are located.
- **Practice:** Provide a copy of a small version of the keyboard (see page 2). Highlight the keys you want students to learn, such as their user names or other keys they will need for the applications they're using. Save the keyboards and allow students to practice periodically, providing experience with an actual keyboard when possible.
- **Application tip:** Consider putting stickers or paint on keyboard keys the students may need to use for the applications you'll be using.



Mouse use

- **Introduce:** Demonstrate for the class how to hold the mouse. Explain its proper use and how to handle it with care. Show how you can pick up the mouse and move it if the cursor isn't where you need it to be in order to click.
- **Practice:** Provide students with an opportunity to hold the mouse and click the left button with an index finger.
- Provide opportunities for students to access websites to practice using the mouse. Before learning to drag-and-drop or right click, students should become familiar with simply moving the mouse and left-clicking. Some examples of websites that provide practice for simple mouse use include:
 - www.headsprout.com/code/launchMA.cfm
 - www.sheppardsoftware.com/preschool/preschool.htm
 - <http://minimouse.us/>
 - <http://literacycenter.net/>
- **Application tip:** Consider putting a small sticker on the left mouse button to remind students which button to use to left-click.



Headphone use

- **Introduce:** Demonstrate proper use of headphones such as how to plug them in, how to put them on and adjust the size, and where to set them when finished.
- If using headphones with volume control, demonstrate how to make adjustments. Discuss how the volume should not be set too high so that it damages hearing or distracts others.
- Explain to students that if they talk while wearing headphones, their voices may be too loud for the classroom. Instruct them to raise their hands while wearing headphones or take them off before talking.
- **Practice:** Allow students to practice using the headphones appropriately while using the computers, at a listening center, or to block out ambient noise during quiet time.
- **Application tip:** Have students put on their headphones after logging in and being told to by the teacher so they are still able to hear directions or ask for help.



https://www.mdek12.org/OSA/K_Readiness

Resources Prior to Testing



Kindergarten Readiness Assessment

The Kindergarten Readiness Assessment provides parents, teachers, and early childhood providers with a common understanding of what children know and are able to do upon entering school. The Kindergarten Readiness Assessment is also used to measure how well Pre-K programs prepare four-year-old children to be ready for kindergarten based upon the [Mississippi Early Learning Standards for Classrooms Serving Four-Year-Old Children](#). The primary purpose of the Kindergarten Readiness Assessment is to improve the quality of classroom instruction and other services provided to students from birth to 3rd grade.

Results

2014-2015

- [2014 Kindergarten Readiness Assessment Results](#)
- [Fall 2014 & Spring 2015 Kindergarten Readiness Assessment Results](#)

• K-Readiness Practice Site

- [Fall 2016 Kindergarten Readiness Assessment](#)
- [Spring 2017 Kindergarten Readiness Assessment Post-Test](#)

2017-2018

- [Fall 2017 Kindergarten Readiness Assessment](#)
- [Spring 2018 Kindergarten Readiness Assessment Post-Test](#)

2018-2019

- [Fall 2018 Kindergarten Readiness Assessment](#)

Resources

- [System Requirements](#)
- [K-Readiness Practice Site](#)
- [Visually Impaired](#)
- [MKAS2 Accessibility Features and Accommodations](#)
- [K-Readiness Assessment Next Steps](#)



Student Assessment

601-359-3052

Staff

FAQ

Services

ACT State Testing

English Language Proficiency Test (ELPT)

Literacy-Based Promotion Act (LBPA) Assessments

Mississippi Academic Assessment Program (MAAP)

Mississippi Academic Assessment Program-Alternate (MAAP-A)

National Assessment of Educational Progress (NAEP)

Test Security

Links

Accountability

Accreditation

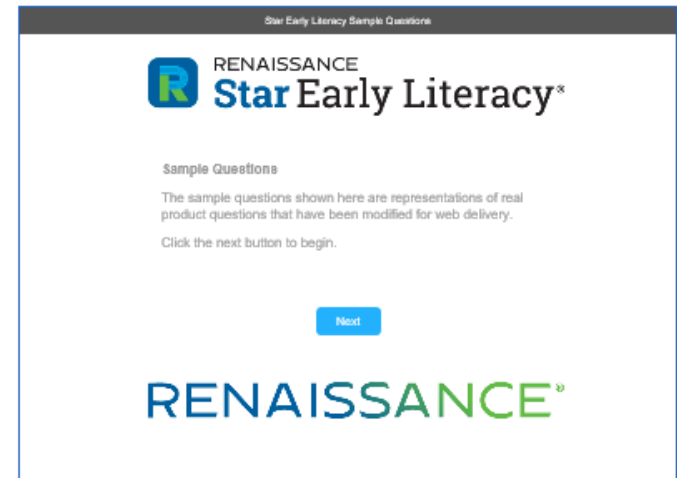
District and School Performance

Prepare students for technology

STAR Early Literacy Practice Website

- Demonstrate taking the test
- Talk through the information on the pretest instructions
- Model “think aloud” strategies to verbalize your thought processes
 - Making an answer choice
 - Needing an item repeated
 - Not knowing an answer
 - Waiting

Watch this video to learn more about Renaissance Star Early Literacy®.



©Copyright 2017 Renaissance Learning, Inc. All rights reserved. | [Privacy Policy](#) | [Copyright Policy](#) | [Terms of Use](#)

Supporting Early Learning Collaboratives



Student Rostering

Early Learning
Collaboratives
Renaissance Portal


Public Districts
SRDI



Your ELC Renaissance Portal

<https://hosted200.renlearn.com/3523939>

Renaissance Portal Login




RENAISSANCE LEARNING

Teacher/Administrator

User Name

Password

[Log In](#) >


[Change Your Role](#) | [Forgot Your User Name or Password?](#) | [Knowledge Base](#) 

© 2019 Renaissance Learning, Inc. All rights reserved. [About Renaissance Place](#)

Rostering Students

RENAISSANCE

Home



Courses and Classes

Schools

Renaissance Place *Real Time*

Home > Personnel, Students, and Parents > Add Student

Add Student

Enter the student information


Personal Information <i>(*Required Field)</i>	
First Name*	<input type="text"/>
Preferred First Name	<input type="text"/>
Middle Name	<input type="text"/>
Last Name*	<input type="text"/>
User Name*	<input type="text"/> (Will be autogenerated if not entered)
Password*	<input type="password" value="abc"/> (two or more characters)
Confirm Password*	<input type="password"/>
School*	<input type="text" value="Canton Early Learning Collaborative"/>
	<input type="text"/> (Will be autogenerated if not entered)
Gender	<input type="text" value="Unassigned"/>
Grade*	<input type="text" value="Pre-K"/>
State Student ID	<input type="text"/>
Date of Birth	<input type="text"/>
Ethnicity	<input type="text" value="None Specified"/>
Language	<input type="text" value="None Specified"/>

User must change password at next login



Student & Teachers Usernames/Passwords

- You can auto generate your username & ID
- The passwords are not case sensitive



RENAISSANCE
Star
Early Literacy®

Adding Teachers

RENAISSANCE
Home

STAR Early Literacy

STAR Early Literacy Spanish

STAR Data Dashboard

Users

Courses and Classes

Schedules


Add Personnel

Enter the personnel record information

Personal Information (*Required Field)	
Salutation	None ▾
First Name*	<input type="text"/>
Preferred First Name	<input type="text"/>
Middle Name	<input type="text"/>
Last Name*	<input type="text"/>
User Name*	<input type="text"/> (Will be autogenerated if not entered)
Password*	<input type="password"/> (three or more characters including at least one number)
Confirm Password*	<input type="password"/>
ID*	<input type="text"/> (Will be autogenerated if not entered)
School*	Canton Early Learning Collaborative ▾
State Personnel ID	<input type="text"/>
Primary Position	Teacher - Lead ▾
Gender	Unassigned ▾

User must change password at next login

Cancel Save Save and Add



Agape Community Development Center

View course information and classes

School: **Canton Early Learning Collaborative**
Course Details: **Pre-Kindergarten**

[Add Class](#)

Complete Classes (1)

Incomplete Classes (0)

Select the class name or use the links in the Actions column to change a class

1 Class

1 of 1

Class	Teachers	Marking Period	Products Assigned	Students	Actions
Agape Pre-K	Brown, Angel Primary	2018-2019	<ul style="list-style-type: none">STAR Early LiteracySTAR Early Literacy Spanish	1	Add/Remove Students Add/Remove Team Teachers Delete Class

Select Correct Daily Test Code



Today's Test Administrator Codes

District	School	Code
Sunflower Consolidated School District		
Sunflower Consolidated School District	CARVER ELEMENTARY SCHOOL	YTWSJ
Sunflower Consolidated School District	EAST SUNFLOWER SCHOOL	FMMNZ
Sunflower Consolidated School District	INVERNESS SCHOOL	CGMDS
Sunflower Consolidated School District	JAMES ROSSER ELEMENTARY SCHOOL	CDQFL
Sunflower Consolidated School District	LOCKARD ELEMENTARY SCHOOL	XXSSB
Sunflower Consolidated School District	Moorhead Central School	MZJVG
Sunflower Consolidated School District	RULEVILLE CENTRAL ELEM SCHOOL	PQGMG
Sunflower Consolidated School District	Sunflower Consolidated School District 500	DVCLX
Sunflower County Consolidated School District Collaborative	East Sunflower Elementary	MMBGZ
Sunflower County Consolidated School District Collaborative	FUMC Day School	VKGCT
Sunflower County Consolidated School District Collaborative	Moorhead Central School	BGWZT
Sunflower County Consolidated School District Collaborative	PK-Col-A.W. James Elementary School	YDBVQ
Sunflower County Consolidated School District Collaborative	PK-Col-Inverness Elementary School	LLBSY
Sunflower County Consolidated School District Collaborative	PK-Col-James C. Rosser Elementary School	MDGWK
Sunflower County Consolidated School District Collaborative	Save the Children-Knighten	HFRTM
Sunflower County Consolidated School District Collaborative	Save the Children-Ross	PBFJY



The Student
Experience

Navigating the State Portal: <https://www.mdek12.org>



ABOUT NEWS REPORTS & DATA SERVICES DIRECTORY

COMMUNITY

FAMILY


EDUCATORS

ADMINISTRATORS



Navigating the State Portal: Student Assessment

f t YouTube



MISSISSIPPI
DEPARTMENT OF
EDUCATION

Ensuring a bright future for every child

COMMUNITY

Compulsory School
Attendance Enforcement
601-359-5743
Staff

District and School
Performance
601-359-3514
Staff

District Transformation
601-359-1750
Staff

Educational Accountability
601-359-9714
Staff

Educator Effectiveness
601-359-3631
Staff

Junior Reserve Officers
Training Corps (JROTC)
601-359-1816
Staff

Mississippi Achievement
School District
662-746-2125
Staff

Mississippi Board of Education
601-359-3513

Mississippi School of Arts
601-823-1300
Staff

Mississippi School for the
Blind
601-984-8203
Staff

Mississippi School for the Deaf
601-984-8000

Special Education
601-359-3498
Staff

State Superintendent of
Education
601-359-1750
Staff

Student Assessment
601-359-3052
Staff

Teaching and Leading
601-359-3631
Staff

Technology and Strategic
Services
601-359-3487
Staff

Textbooks
601-576-4950
Staff



Scroll |



Accessibility

SERVICES DIRECTORY

STRATORS

Navigating the State Portal: Literacy Based Promotion Act

Literacy-Based Promotion Act (LBPA) Assessments



COMMUNITY

Passed during the 2013 legislative session, the [Literacy-Based Promotion Act](#) (LBPA) places an emphasis on grade-level reading skills, particularly as students' progress through grades K-3. Beginning in the 2014-2015 school year, a student scoring at the lowest achievement level in reading on the established state-wide assessment for 3rd grade will not be promoted to 4th grade unless the student qualifies for a good cause exemption.

The LBPA was [amended](#) in 2016 and includes changes such as an Individual Reading Plan (IRP) and increased expectations for 3rd grade students beginning in 2018-2019.

LBPA Resources

- [LBPA FAQs](#)
- [Key Dates](#)
- [LBPA Flyer](#)

LBPA Webpages

- [Universal Screener and Diagnostic Assessment](#)
- [K-Readiness Assessment](#)
- [3rd Grade MAAP ELA Assessment](#)

Melissa Beck
K-3 Screener/Data Coordinator

mbeck@mdek12.org
 601-359-5245



Multimedia

- [LBPA Parents as Partners](#)

Student Assessment

601-359-3052
 Staff
 FAQ

Services

- ACT State Testing
- English Language Proficiency Test (ELPT)
- Kindergarten Readiness Assessment
- Literacy-Based Promotion Act (LBPA) Assessments
- Mississippi Academic Assessment Program (MAAP)
- Mississippi Academic Assessment Program-Alternate (MAAP-A)
- National Assessment of Educational Progress (NAEP)
- Test Security

Links

- Testing Calendar
- Accountability
- Accreditation



ES DIRECTORY

RS

Scroll Down



Navigating the State Portal: https://www.mdek12.org/OSA/K_Readiness



Kindergarten Readiness Assessment



The Kindergarten Readiness Assessment provides parents, teachers, and early childhood providers with a common understanding of what children know and are able to do upon entering school. The Kindergarten Readiness Assessment is also used to measure how well Pre-K programs prepare four-year-old children to be ready for kindergarten based upon the Mississippi Early Learning Standards for Classrooms Serving Four-Year-Old Children. The primary purpose of the Kindergarten Readiness Assessment is to improve the quality of classroom instruction and other services provided to students from birth to 3rd grade.

Results

2014-2015

- [2014 Kindergarten Readiness Assessment Results](#)
- [Fall 2014 & Spring 2015 Kindergarten Readiness Assessment Results](#)

2015-2016

- [Fall 2015 Kindergarten Readiness Assessment](#)
- [Spring 2016 Kindergarten Readiness Assessment Post-Test](#)

2016-2017

- [Fall 2016 Kindergarten Readiness Assessment](#)
- [Spring 2017 Kindergarten Readiness Assessment Post-Test](#)

2017-2018

- [Fall 2017 Kindergarten Readiness Assessment](#)
- [Spring 2018 Kindergarten Readiness Assessment Post-Test](#)

Student Assessment

- [601-359-3052](#)
- [Staff](#)
- [FAQ](#)

Services

- [ACT State Testing](#)
- [English Language Proficiency Test \(ELPT\)](#)
- [Literacy-Based Promotion Act \(LBPA\) Assessments](#)
- [Mississippi Academic Assessment Program \(MAAP\)](#)
- [Mississippi Academic Assessment Program-Alternate \(MAAP-A\)](#)
- [National Assessment of](#)

Scroll Down



Navigating the State Portal: https://www.mdek12.org/OSA/K_Readiness

Resources

- System Requirements
- K-Readiness Practice Site
- Visually Impaired
- MKAS2 Accessibility Features and Accommodations
- K-Readiness Assessment Next Steps
- K-Readiness Assessment TAM
- ELC SharePoint

Links

- Accountability
- Accreditation
- District and School Performance
- Educator Misconduct

https://www.mdek12.org/OSA/K_Readiness

- Pre-K and Kindergarten Reading Activities
- STAR Early Literacy Pretest Instructions
- K-Readiness Webinar Resources
- 2018 K-Readiness Video
- STAR Early Literacy Video

K-Readiness Portal

- Administrator
- Student



- Assessment Program (MAAP)
- Parent Resources
- Policies and Legal References
- Safe and Orderly Schools
- SharePoint Site (Login Required)
- Self Service Password Reset Portal (Login Required)
- Teaching and Learning
- Testing Hotline Form

Documents

Resources



Student Login

MSIS Number or Temporary Student ID

*Enter your 9-digit MSIS number or Temporary Student ID
including leading zeroes.*

Date of Birth

Month Day

Test Administrator Code

Login

Cancel



Student Login

Confirm your account.

If this account is yours, press the "Yes" button below to continue.

Name: John T Tyler

DOB: 11/14


Grade: K

Yes


No

Student Confirmation

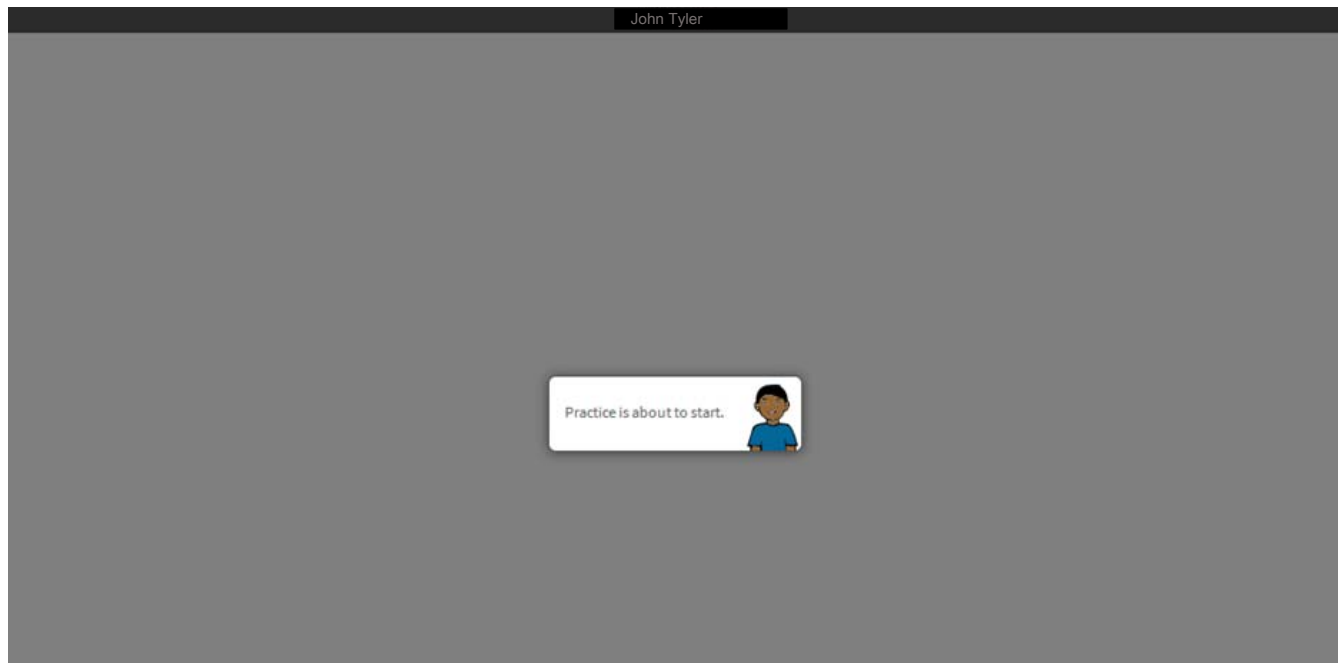
Renaissance Place Home Page

RENAISSANCE LEARNING John Tyler   

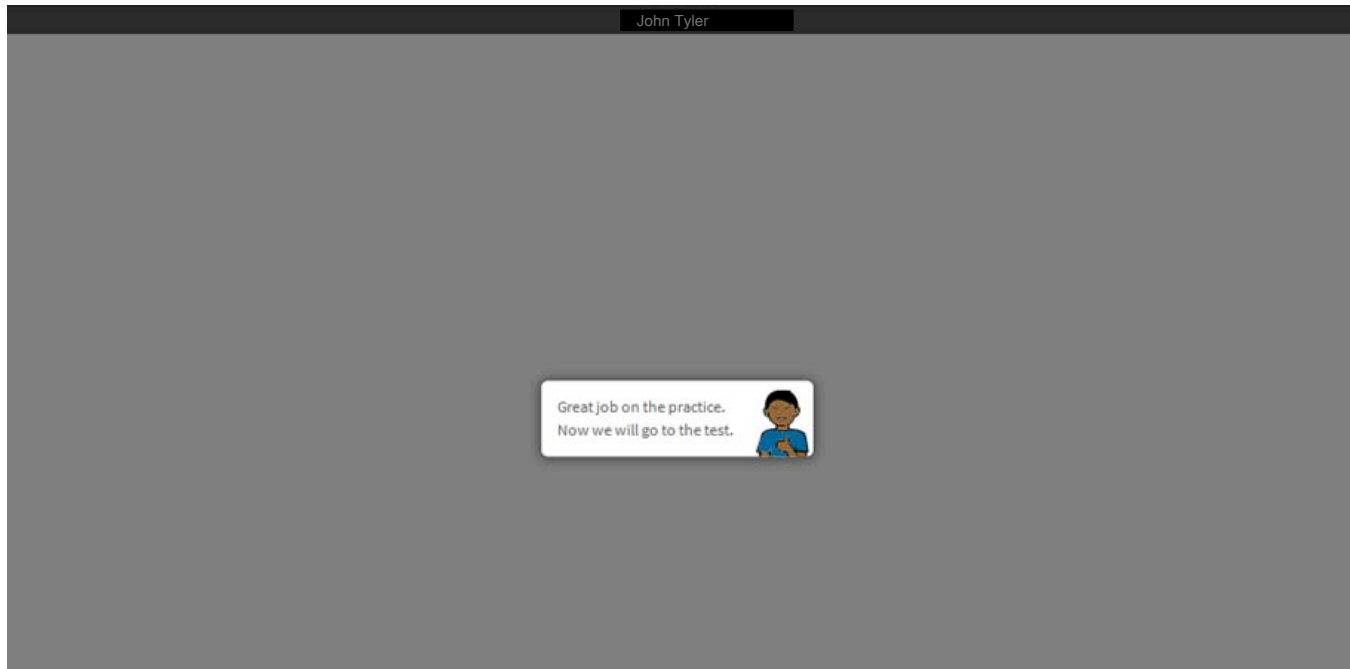
Home




Begin practice items.



Begin the test.

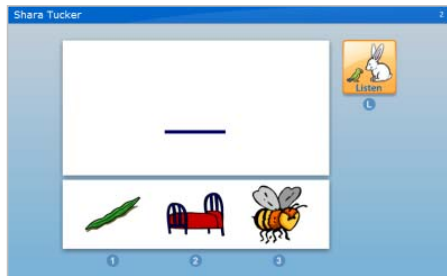


Answer
Items



Next

Practice Items



What would you like to do?

Resume Later

Stop Test

Cancel

Pause or Stop a Test
(Ctrl + A)

Item Time Limits



Time is up for this question.

Enter Monitor Password

ADMIN

OK

Cancel

Monitor Password

End of Assessment

Resources

- System Requirements
- K-Readiness Practice Site
- Visually Impaired
- MKAS2 Accessibility Features and Accommodations
- K-Readiness Assessment Next Steps
- K-Readiness Assessment TAM
- ELC SharePoint
- K-Readiness Implementation Guide
- K-Readiness Spanish Reports
- K-Readiness User Interface Changes
- Kindergarten Literacy Readiness Indicators
- Pre-K and Kindergarten Reading Activities
- STAR Early Literacy Pretest Instructions
- K-Readiness Webinar Resources
- 2018 K-Readiness Video
- STAR Early Literacy Video

K-Readiness Portal

- Administrator
- Student



Links

- Accountability
- Accreditation
- District and School Performance
- Educator Misconduct
- MS Assessment and Accountability Reporting System 2.0 (MAARS 2.0)
- Mississippi Academic Assessment Program (MAAP) Parent Resources
- Policies and Legal References
- Safe and Orderly Schools
- SharePoint Site (Login Required)
- Self Service Password Reset Portal (Login Required)
- Teaching and Learning
- Testing Hotline Form

Documents

Resources

The image shows two women in an office environment. On the left, a woman with dark hair, wearing a patterned blue and white top, stands and holds a tablet. On the right, a woman with dark hair, wearing a bright blue top and large hoop earrings, sits at a desk with a computer monitor. The background features a blue wall with a framed picture, a bookshelf, and a calendar. The text 'The Administrator Experience' is overlaid on the left side of the image.

The Administrator Experience

Administrator Access

Resources

- [System Requirements](#)
- [K-Readiness Practice Site](#)
- [Visually Impaired](#)
- [MKAS2 Accessibility Features and Accommodations](#)
- [K-Readiness Assessment Next Steps](#)
- [K-Readiness Assessment TAM](#)
- [ELC SharePoint](#)
- [K-Readiness Implementation Guide](#)
- [K-Readiness Spanish Reports](#)
- [K-Readiness User Interface Changes](#)
- [Kindergarten Literacy Readiness Indicators](#)
- [Pre-K and Kindergarten Reading Activities](#)
- [STAR Early Literacy Pretest Instructions](#)
- [K-Readiness Webinar Resources](#)
- [2018 K-Readiness Video](#)
- [STAR Early Literacy Video](#)

K-Readiness Portal

- [Administrator](#)
- [Student](#)



Links

- [Accountability](#)
- [Accreditation](#)
- [District and School Performance](#)
- [Educator Misconduct](#)
- [MS Assessment and Accountability Reporting System 2.0 \(MAARS 2.0\)](#)
- [Mississippi Academic Assessment Program \(MAAP\) Parent Resources](#)
- [Policies and Legal References](#)
- [Safe and Orderly Schools](#)
- [SharePoint Site \(Login Required\)](#)
- [Self Service Password Reset Portal \(Login Required\)](#)
- [Teaching and Learning](#)
- [Testing Hotline Form](#)

Documents

Resources



Administrator Login

Email

Password

[Forgot Password?](#)

Login

Cancel

Administrator
Login



Live Chat

Add New Student

Search/Edit Students

Warning: Only School 500 students can be manually added at this time.

*Required Fields

First Name*

Middle Name

Last Name*

Date of Birth (mm/dd/yyyy)*

District*

School*

Student Grade*

Teacher

Class Name*


Add

Cancel

Administrator
Landing Page

Add New Administrator

RENAISSANCE LEARNING Renaissance Tech | Logout





 **MISSISSIPPI DEPARTMENT OF EDUCATION**
Ensuring a bright future for every child

Kindergarten Readiness

Administrator

[Live Chat](#)

Administrator Homepage




Today's Test Administrator Codes

District	School	Code
Aberdeen School District	ABERDEEN ELEMENTARY SCHOOL	KSRGD
Aberdeen School District	Aberdeen School District 500	VTZCB

Manage School Administrators

RENAISSANCE LEARNING Renaissance Tech | Logout

 **MISSISSIPPI DEPARTMENT OF EDUCATION**
Ensuring a bright future for every child

Kindergarten Readiness



















Administrator

[Live Chat](#)

Manage Administrators

Select your district:

[Return Home](#)

Edit	Remove	First	Last	Email	Status	School Name	Activation
		Mary	Craig	MCraig@mde.k12.ms.us	Active	ABERDEEN ELEMENTARY SCHOOL	
		Catherine	Fitzgerald	catherine.fitzgerald@mdek12.org	Active	ABERDEEN ELEMENTARY SCHOOL	
		Olivia	Ulbrich	oulbrich@asdms.us	Active	ABERDEEN ELEMENTARY SCHOOL	
		Melissa	Beck	mbeck@mdek12.org	Active	District Level	
		Jeff	Clay	jclay@asdms.us	Active	District Level	
		Jill	Hoda	JHoda@mde.k12.ms.us	Active	District Level	
		Temeka	Shannon	tshannon@asdms.us	Active	District Level	
		Casey	Sullivan	csullivan@mde.k12.ms.us	Active	District Level	
		Renaissance	Tech	rdisupport@renaissance.com	Active	District Level	

Add Administrator

Live Chat

Add Administrator

*Required Fields

First Name*

Last Name*


School or District Email*

This administrator will be able to:

Administer Tests

Allows the user to see daily test administrator code and view reports.

 Allows the user to add students to the MKAS² testing system.

 **Administer Users**
Allows the user to add new administrators to the MKAS² testing system.

Choose Your District*

This user is a District Level Administrator for this district.

ABERDEEN ELEMENTARY SCHOOL

BELLE ELEMENTARY

Aberdeen School District 500


An email will be sent to this administrator with instruction on how to set their password.

Add

Cancel

New Administrator Verification

RENAISSANCE LEARNING Renaissance Tech | Logout

 **Mississippi Department of Education** Kindergarten Readiness Administrator
Ensuring a bright future for every child

[Live Chat](#)

Manage Administrators

First:	Sam
Last:	Nelson
Email:	sam.nelson@MDE.org
Administer Tests:	Yes
Add Students:	No
Add Administrators:	No

Are you sure you want to add this staff member?

[Yes](#) [Back](#)

© 2019 Renaissance Learning. All Rights Reserved.



Live Chat



Administrator Added Successfully

First:	Sam
Last:	Nelson
Email:	sam.nelson@MDE.org
Administer Tests:	Yes
Add Students:	No
Add Administrators:	No

OK

Administrator
Added Successfully

E-mail Notification



Welcome to the Mississippi K-Readiness Management Portal, Erica Rials. This portal provides access to the Mississippi Kindergarten Readiness Assessment portal.

Please click on the link below. You will then be prompted to activate your account and set your password and will be given access to the Kindergarten Readiness Management Portal.

This account is only to be used with K-Readiness testing. On this site, you will be able to Render Reports, Add Students, and Add Staff at Canton Early Learning Collaborative.

Note: You do not need admin rights to access the Screening and Diagnostic portion of the portal. The Screening and Diagnostic selection on this site simply takes you to the local Renaissance Place site for the Target Literacy Schools.

Note: This email account cannot accept replies.

You can access the site at the link below and enter your Activation Code.

<https://mkas.renlearn.com/admin/activateaccount.aspx>

Activation Code: **8B5256830EF40AFDE59D**



Live Chat

Account
Activation Code

Account Activation Process


Enter Activation Code

Activate

Cancel

Account Activation - Password

RENAISSANCE LEARNING Renaissance Tech | Logout

 **MISSISSIPPI DEPARTMENT OF EDUCATION**
Ensuring a bright future for every child

Kindergarten Readiness

Administrator

[Live Chat](#)

Account Activation Process

Enter New Password

Re-enter Password

[Save](#) [Cancel](#)

Password must be eight characters long and contain at least one letter and one number.

Passwords will need to be reset yearly.

© 2019 Renaissance Learning. All Rights Reserved.



Live Chat

Successful Account Activation

Account Activation Process


You have been successfully added as a school administrator to the MKAS Portal.

Click the link below to enter the portal.

[MKAS² Portal](#)

Reports

RENAISSANCE LEARNING Renaissance Tech | Logout

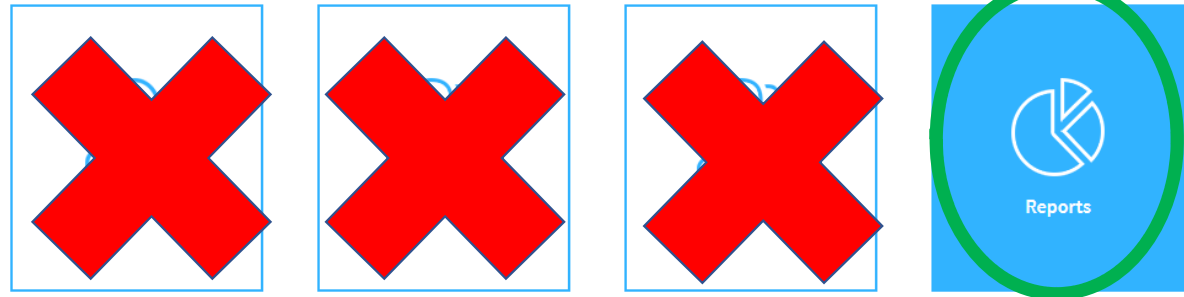
 MISSISSIPPI DEPARTMENT OF EDUCATION
Ensuring a bright future for every child

Kindergarten Readiness

Administrator

● Live Chat

Administrator Homepage




Today's Test Administrator Codes

District	School	Code
Aberdeen School District	ABERDEEN ELEMENTARY SCHOOL	GDNXH
Aberdeen School District	Aberdeen School District 500	PYDGL

Report Options

RENAISSANCE LEARNING Renaissance Tech | Logout

 **MISSISSIPPI DEPARTMENT OF EDUCATION**
Ensuring a bright future for every child

Kindergarten Readiness

Administrator |

[Live Chat](#)

Reports

Select your district:

Select your school:

Select your grade:

- Participation/Enrollment Report
- Student Authorization Ticket Report
- K-Readiness Score Summary Report
- K-Readiness Diagnostic Report
- K-Readiness Parent Report
- K-Readiness Instructional Planning Report
- Pre-K Score Overview

[Back](#)

Participation/Enrollment Report



MKAS[®] Mississippi K-3 Assessment Support System
Kindergarten Participation Report



Printed On: 7/15/2014 9:10:34 PM

District: All Others School: Test 4-P04

Teacher: ALL MY TEACHERS
 GradeLevel: K
 Testing Window: Sixth Week PK (7/13/14-7/19/14)
 Display: All Students

FIRST	MIDDLE	LAST	MSIS ID	DOB	TEACHER NAME	TEST DATE
Hannah		Anderson	T09138847	Jan 03	Not Assigned	
Graham	A	Beaker	009133265	Apr 22	Teacher1	
Maria		Chavez	T46095769	Oct 07	Teacher2	
Isaac		Elliot	009100328	Jan 25	Teacher3	
Deacon		Greenway	009111476	May 13	Teacher4	
Salvador	J	Hernandez	009128999	Aug 10	Not Assigned	
Cecilia		Holland	009153232	Feb 15	Teacher1	
Eloise		Jackson	009174289	Dec 17	Teacher2	
Michael		Jaeger	009123483	Mar 09	Teacher3	
Mai		Lee	009123456	Jul 01	Teacher4	
Ronald	J	Lippe	009134567	Apr 29	Not Assigned	
Kraig		McBride	009187321	Nov 14	Teacher1	
Sofia		Moreno	T87139252	Oct 16	Teacher2	
Jules	M	Narecki	009174290	Aug 04	Teacher3	
Kaitlyn		Pisorski	009104728	Jun 28	Teacher4	
Mateo		Rivera	009110305	Sep 19	Not Assigned	
Luciana	E	Schingo	009183576	Sep 02	Teacher1	
Connor		Yang	009170031	Jul 21	Teacher2	
Jeremy		Zimmermann	009158089	May 30	Teacher3	

Student Authorization Ticket



MKAS Mississippi K-3 Assessment Support System
Kindergarten Student Authorization Ticket Report
Printed On: 7/25/2019 11:06:16 AM



MKAS – Student Authorization Ticket

School Name: Houston Upper Elementary-123
Teacher Name: Test, Teacher4
Student Name: john doe
Test: You are authorized to take the Kindergarten Reading Assessment.

When you are ready to access the test, select "Student Login" from the MKAS webpage: <http://www.mde.k12.ms.us/MKAS2>

You will be asked to provide the following information in order to access the test on the computer.

Please wait for the instructions from the test monitor before proceeding.

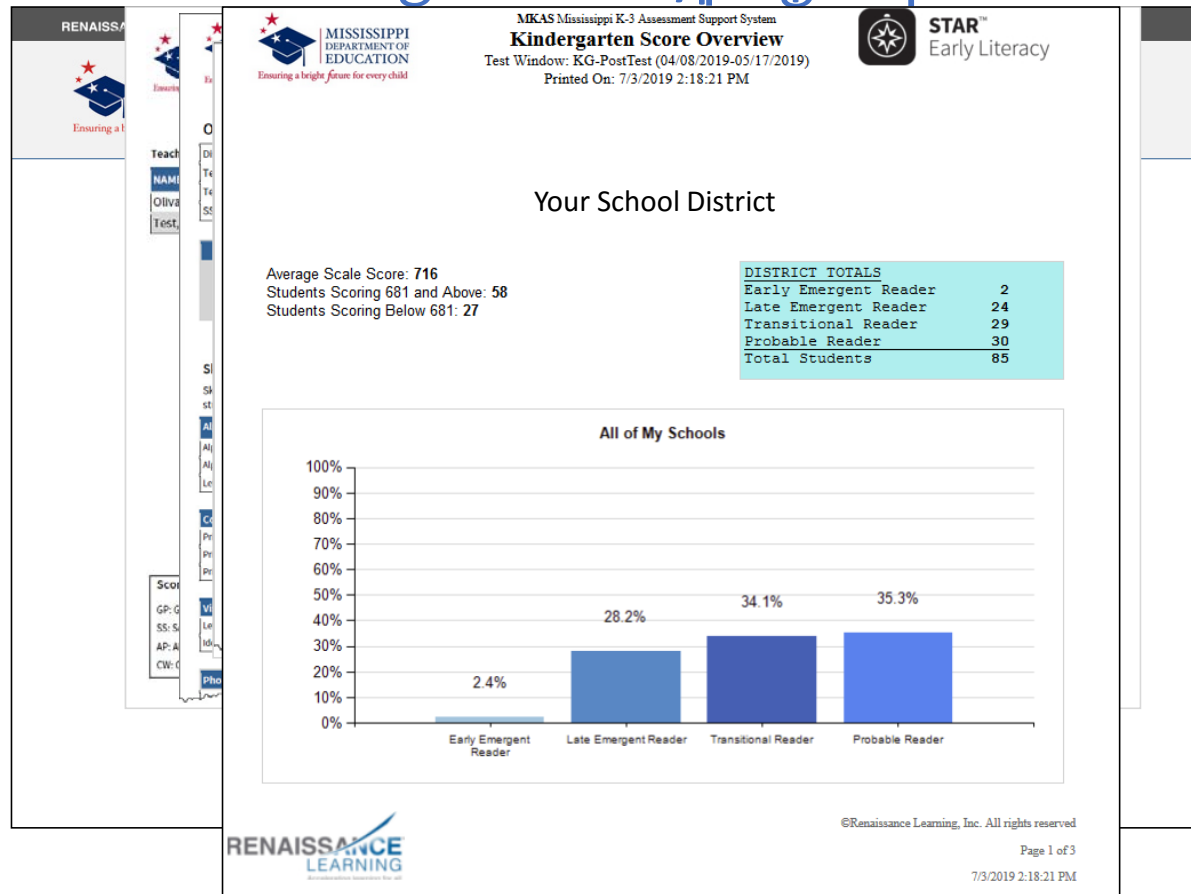
LOGIN INFORMATION:

MSID: 001234567
DOB: Apr 16
GRADE: Kindergarten
DAILY TEST ADMINISTRATOR CODE: PPBQY

This code is only valid on May 15, 2019.

Additional Reports

Instructional Support Reporting Report



Support and
resources



Navigating to Mississippi K-Readiness Resources

https://www.mdek12.org/OSA/K_Readiness



ABOUT NEWS REPORTS & DATA SERVICES DIRECTORY

COMMUNITY FAMILY EDUCATORS ADMINISTRATORS

Kindergarten Readiness Assessment

The Kindergarten Readiness Assessment provides parents, teachers, and early childhood providers with a common understanding of what children know and are able to do upon entering school. The Kindergarten Readiness Assessment is also used to measure how well Pre-K programs prepare four-year-old children to be ready for kindergarten based upon the Mississippi Early Learning Standards for Classrooms Serving Four-Year-Old Children. The primary purpose of the Kindergarten Readiness Assessment is to improve the quality of classroom instruction and other services provided to students from birth to 3rd grade.

Results

2014-2015

- 2014 Kindergarten Readiness Assessment Results
- Fall 2014 & Spring 2015 Kindergarten Readiness Assessment Results

2015-2016

- Fall 2015 Kindergarten Readiness Assessment
- Spring 2016 Kindergarten Readiness Assessment Post-Test

2016-2017

- Fall 2016 Kindergarten Readiness Assessment
- Spring 2017 Kindergarten Readiness Assessment Post-Test

2017-2018

- Fall 2017 Kindergarten Readiness Assessment
- Spring 2018 Kindergarten Readiness Assessment Post-Test

Student Assessment

- 601-359-3052
- Staff
- FAQ

Services

- ACT State Testing
- English Language Proficiency Test (ELPT)
- Literacy-Based Promotion Act (LBPA) Assessments
- Mississippi Academic Assessment Program (MAAP)
- Mississippi Academic Assessment Program-Alternate (MAAP-A)
- National Assessment of

Scroll Down



Navigating the State Portal

https://www.mdek12.org/OSA/K_Readiness

Resources

- [System Requirements](#)
- [K-Readiness Practice Site](#)
- [Visually Impaired](#)
- [MKAS2 Accessibility Features and Accommodations](#)
- [K-Readiness Assessment Next Steps](#)
- [K-Readiness Assessment TAM](#)
- [ELC SharePoint](#)
- [K-Readiness Implementation Guide](#)
- [K-Readiness Spanish Reports](#)
- [K-Readiness User Interface Changes](#)
- [Kindergarten Literacy Readiness Indicators](#)
- [Pre-K and Kindergarten Reading Activities](#)
- [STAR Early Literacy Pretest Instructions](#)
- [K-Readiness Webinar Resources](#)
- [2018 K-Readiness Video](#)
- [STAR Early Literacy Video](#)

K-Readiness Portal

- [Administrator](#)
- [Student](#)



Links ▾

- [Accountability](#)
- [Accreditation](#)
- [District and School Performance](#)
- [Educator Misconduct](#)
- [MS Assessment and Accountability Reporting System 2.0 \(MAARS 2.0\)](#)
- [Mississippi Academic Assessment Program \(MAAP\)](#)
- [Parent Resources](#)
- [Policies and Legal References](#)
- [Safe and Orderly Schools](#)
- [SharePoint Site \(Login Required\)](#)
- [Self Service Password Reset Portal \(Login Required\)](#)
- [Teaching and Learning](#)
- [Testing Hotline Form](#)

Documents ▲

Resources ▲

Navigating the State Portal: Literacy Based Promotion Act (LBPA)



Literacy-Based Promotion Act (LBPA) Assessments

Passed during the 2013 legislative session, the [Literacy-Based Promotion Act \(LBPA\)](#) places an emphasis on grade-level reading skills, particularly as students' progress through grades K-3. Beginning in the 2014-2015 school year, a student scoring at the lowest achievement level in reading on the established state-wide assessment for 3rd grade will not be promoted to 4th grade unless the student qualifies for a good cause exemption.

The LBPA was [amended](#) in 2016 and includes changes such as an Individual Reading Plan (IRP) and increased expectations for 3rd grade students beginning in 2018-2019.

LBPA Resources

- [LBPA FAQs](#)
- [Key Dates](#)
- [LBPA Flyer](#)

Multimedia

- [LBPA Parents as Partners](#)

Student Assessment

- 601-359-3052
- Staff
- FAQ

Services

- ACT State Testing
- English Language Proficiency Test (ELPT)
- Kindergarten Readiness Assessment
- Literacy-Based Promotion Act (LBPA) Assessments

Renaissance Mississippi K-Readiness Technical Support

- Live Chat
- 1-800-338-4204
- answers@renaissance.com

RENAISSANCE LEARNING | Renaissance Tech | Logout

MISSISSIPPI DEPARTMENT OF EDUCATION
Ensuring a bright future for every child

Kindergarten Readiness

Administrator

Live Chat

Administrator Homepage

Manage Students

Manage Administrators

Manage Teachers

Reports

Today's Test Administrator Codes

District	School	Code
Aberdeen School District	ABERDEEN ELEMENTARY SCHOOL	GDNXH
Aberdeen School District	Aberdeen School District 500	PYDGL

Key Takeaways

- **Testing Windows:**
 - Pre-test in the Fall: **August 3 – October 2**
 - Post-test in the Spring: **March 8 – April 30**
- **Scale Score Benchmarks:**
 - Kindergarten: Fall – **Scale Score 530** Spring – **Scale Score 681**
 - Pre-K Spring – **Scale Score 498**
- **DO NOT enter students and teachers in the state K-Readiness Portal unless you are a School 500**
 - **Ensure your School 500 students are coded correctly and not under the public school**
- **Choose the correct daily test code for your school's students – Especially for the ELC students**
- **K-Readiness Portal Housecleaning:**
 - **Look at your districts in the K-Readiness portal. Delete any users that are no longer there.**



MISSISSIPPI
DEPARTMENT OF
EDUCATION

Ensuring a bright *future* for every child